AMERICAN QUEEN® STEAMBOAT COMPANY
Uniquely American River Cruises

VICTORY® CRUISE LINES | *Discover Beyond™*

SAVE UP TO
USD$2,000
PER STATEROOM

SPACE IS LIMITED. ACT NOW!

2023 INTERNATIONAL PRICING

2023 INTERNATIONAL FARES – AMERICAN QUEEN®

SAVE UP TO $2,000 PER STATEROOM

SAVINGS LEVEL	E	D	C	B	A	PS	JS	DS	LS	OS	SI	SD
1	$300	$1,000	$1,000	$1,000	$500	$1,000	$1,000	$500	N/A	N/A	N/A	$300
2	$300	$750	$750	$750	$500	$750	$750	$500	N/A	N/A	N/A	$300
3	$400	$500	$500	$500	$500	$1,000	$500	$500	N/A	N/A	N/A	$300
4	$300	$300	$300	$300	$300	$300	$300	$300	N/A	N/A	N/A	$300
5	$600	$600	$600	$600	$600	$600	$600	$600	N/A	N/A	N/A	$600

SAVINGS REFLECTED ABOVE ARE PER PERSON

Hotel Night	Cruise Starts	Cruise Ends	Cruise Nights	Embark/Debark	River Region(s) or Theme Program	SAVINGS LEVEL	E	D	C	B	A	PS	JS	DS	LS	OS	SI	SD
Feb 12	Feb 13	Feb 20	7	**New Orleans to Memphis**	Lower Mississippi	1	$2,235	$2,935	$3,135	$3,435	$4,035	$3,635	$3,635	$4,635	$7,135	$8,435	$3,035	$3,335
Feb 19	Feb 20	Feb 27	7	**Memphis to New Orleans**	Lower Mississippi	1	$2,235	$2,935	$3,135	$3,435	$4,035	$3,635	$3,635	$4,635	$7,135	$8,435	$3,035	$3,335
Feb 26	Feb 27	Mar 6	7	**New Orleans to Memphis**	Lower Mississippi	1	$2,235	$2,935	$3,135	$3,435	$4,035	$3,635	$3,635	$4,635	$7,135	$8,435	$3,035	$3,335
Mar 5	Mar 6	Mar 13	7	**Memphis to New Orleans**	Lower Mississippi	2	$2,435	$3,585	$3,885	$4,185	$4,535	$4,385	$4,385	$5,235	$7,935	$9,435	$3,435	$3,735
Mar 12	Mar 13	Mar 20	7	**New Orleans to Memphis**	Lower Mississippi	2	$2,435	$3,585	$3,885	$4,185	$4,535	$4,385	$4,385	$5,235	$7,935	$9,435	$3,435	$3,735
Mar 19	Mar 20	Mar 27	7	**Memphis to New Orleans**	Lower Mississippi	3	$2,435	$3,835	$4,135	$4,435	$4,535	$4,635	$4,635	$5,235	$7,935	$9,435	$3,435	$3,735
Mar 26	Mar 27	Apr 3	7	**New Orleans to Memphis**	Lower Mississippi	3	$2,435	$3,835	$4,135	$4,435	$4,535	$4,635	$4,635	$5,235	$7,935	$9,435	$3,435	$3,735
Apr 2	Apr 3	Apr 10	7	**Memphis to New Orleans**	Lower Mississippi	4	$2,735	$4,535	$4,835	$5,135	$5,335	$5,435	$5,435	$6,035	$8,835	$10,535	$3,735	$4,135
Apr 9	Apr 10	Apr 17	7	**New Orleans to Memphis**	Lower Mississippi	4	$2,735	$4,535	$4,835	$5,135	$5,335	$5,435	$5,435	$6,035	$8,835	$10,535	$3,735	$4,135
Apr 16	Apr 17	Apr 24	7	**Memphis to New Orleans**	Lower Mississippi	4	$2,735	$4,535	$4,835	$5,135	$5,335	$5,435	$5,435	$6,035	$8,835	$10,535	$3,735	$4,135
Apr 23	Apr 24	May 1	7	**New Orleans to Memphis**	Lower Mississippi	4	$2,735	$4,535	$4,835	$5,135	$5,335	$5,435	$5,435	$6,035	$8,835	$10,535	$3,735	$4,135
Apr 30	May 1	May 8	7	**Memphis to New Orleans**	Lower Mississippi	4	$2,735	$4,535	$4,835	$5,135	$5,335	$5,435	$5,435	$6,035	$8,835	$10,535	$3,735	$4,135
May 7	May 8	May 15	7	**New Orleans to Memphis**	Lower Mississippi	4	$2,735	$4,535	$4,835	$5,135	$5,335	$5,435	$5,435	$6,035	$8,835	$10,535	$3,735	$4,135
May 14	May 15	May 22	7	**Memphis to New Orleans**	Lower Mississippi	4	$2,735	$4,535	$4,835	$5,135	$5,335	$5,435	$5,435	$6,035	$8,835	$10,535	$3,735	$4,135
May 21	May 22	May 29	7	**New Orleans to Memphis**	Lower Mississippi	4	$2,735	$4,535	$4,835	$5,135	$5,335	$5,435	$5,435	$6,035	$8,835	$10,535	$3,735	$4,135
May 28	May 29	Jun 5	7	**Memphis to New Orleans**	Lower Mississippi	4	$2,735	$4,535	$4,835	$5,135	$5,335	$5,435	$5,435	$6,035	$8,835	$10,535	$3,735	$4,135
Jun 4	Jun 5	Jun 12	7	**New Orleans to Memphis**	Lower Mississippi	3	$2,735	$4,335	$4,635	$4,935	$5,135	$5,235	$5,235	$5,835	$8,835	$10,535	$3,735	$4,135
Jun 11	Jun 12	Jun 19	7	**Memphis to New Orleans**	Lower Mississippi	3	$2,735	$4,335	$4,635	$4,935	$5,135	$5,235	$5,235	$5,835	$8,835	$10,535	$3,735	$4,135
Jun 18	Jun 19	Jun 26	7	**New Orleans to Memphis**	Lower Mississippi	3	$2,735	$4,335	$4,635	$4,935	$5,135	$5,235	$5,235	$5,835	$8,835	$10,535	$3,735	$4,135
Jun 25	Jun 26	Jul 3	7	**Memphis to Nashville (Clarksville)**	Cumberland	2	$2,735	$4,085	$4,385	$4,685	$5,135	$4,985	$4,985	$5,835	$8,835	$10,535	$3,735	$4,135
Jul 2	Jul 3	Jul 10	7	**Nashville (Clarksville) to Memphis**	Special Event: Holiday	2	$2,635	$3,785	$4,085	$4,385	$4,835	$4,685	$4,685	$5,535	$8,335	$9,935	$3,535	$3,935
Jul 9	Jul 10	Jul 17	7	**Memphis to St. Louis (Alton)**	Culinary & Cocktails	2	$2,635	$3,785	$4,085	$4,385	$4,835	$4,685	$4,685	$5,535	$8,335	$9,935	$3,535	$3,935
Jul 16	Jul 17	Jul 24	7	**St. Louis (Alton) to Minnesota (Red Wing)**	Upper Mississippi	3	$2,635	$4,035	$4,335	$4,635	$4,835	$4,935	$4,935	$5,535	$8,335	$9,935	$3,535	$3,935
Jul 23	Jul 24	Jul 31	7	**Minnesota (Red Wing) to St. Louis (Alton)**	Upper Mississippi	3	$2,635	$4,035	$4,335	$4,635	$4,835	$4,935	$4,935	$5,535	$8,335	$9,935	$3,535	$3,935
Jul 30	Jul 31	Aug 7	7	**St. Louis (Alton) to Minnesota (Red Wing)**	Upper Mississippi	3	$2,635	$4,035	$4,335	$4,635	$4,835	$4,935	$4,935	$5,535	$8,335	$9,935	$3,535	$3,935
Aug 6	Aug 7	Aug 14	7	**Minnesota (Red Wing) to St. Louis (Alton)**	Upper Mississippi	3	$2,635	$4,035	$4,335	$4,635	$4,835	$4,935	$4,935	$5,535	$8,335	$9,935	$3,535	$3,935
Aug 13	Aug 14	Aug 21	7	**St. Louis (Alton) to Nashville (Clarksville)**	Cumberland & Tennessee	1	$2,635	$3,535	$3,835	$4,135	$4,835	$4,435	$4,435	$5,535	$8,335	$9,935	$3,535	$3,935
Aug 20	Aug 21	Aug 28	7	**Nashville (Clarksville) to St. Louis (Alton)**	Cumberland & Tennessee	1	$2,635	$3,535	$3,835	$4,135	$4,835	$4,435	$4,435	$5,535	$8,335	$9,935	$3,535	$3,935
Aug 27	Aug 28	Sep 4	7	**St. Louis (Alton) to Memphis**	Rhythm of the Rivers	1	$2,635	$3,535	$3,835	$4,135	$4,835	$4,435	$4,435	$5,535	$8,335	$9,935	$3,535	$3,935
Sep 3	Sep 4	Sep 11	7	**Memphis to New Orleans**	Lower Mississippi	4	$2,735	$4,535	$4,835	$5,135	$5,335	$5,435	$5,435	$6,035	$8,835	$10,535	$3,735	$4,135
Sep 10	Sep 11	Sep 18	7	**New Orleans to Memphis**	Lower Mississippi	4	$2,735	$4,535	$4,835	$5,135	$5,335	$5,435	$5,435	$6,035	$8,835	$10,535	$3,735	$4,135
Sep 17	Sep 18	Sep 25	7	**Memphis to St. Louis (Alton)**	Culinary & Cocktails	2	$2,735	$4,085	$4,385	$4,685	$5,135	$4,985	$4,985	$5,835	$8,835	$10,535	$3,735	$4,135
Sep 24	Sep 25	Oct 2	7	**St. Louis (Alton) to Minnesota (Red Wing)**	Upper Mississippi	3	$2,735	$4,335	$4,635	$4,935	$5,135	$5,235	$5,235	$5,835	$8,835	$10,535	$3,735	$4,135
Oct 1	Oct 2	Oct 16	14	**Minnesota (Red Wing) to New Orleans**	Mighty Mississippi	5	$5,471	$9,071	$9,571	$10,271	$10,671	$10,871	$10,871	$12,071	$17,671	$21,071	$7,471	$8,271
Oct 15	Oct 16	Oct 23	7	**New Orleans to Memphis**	Lower Mississippi	4	$2,735	$4,535	$4,835	$5,135	$5,335	$5,435	$5,435	$6,035	$8,835	$10,535	$3,735	$4,135
Oct 22	Oct 23	Oct 30	7	**Memphis to New Orleans**	Lower Mississippi	4	$2,735	$4,535	$4,835	$5,135	$5,335	$5,435	$5,435	$6,035	$8,835	$10,535	$3,735	$4,135
Oct 29	Oct 30	Nov 6	7	**New Orleans to Memphis**	Lower Mississippi	3	$2,735	$4,335	$4,635	$4,935	$5,135	$5,235	$5,235	$5,835	$8,835	$10,535	$3,735	$4,135
Nov 5	Nov 6	Nov 13	7	**Memphis to New Orleans**	Lower Mississippi	3	$2,335	$3,635	$3,835	$4,135	$4,335	$4,435	$4,435	$4,935	$7,535	$8,935	$3,235	$3,535
Nov 12	Nov 13	Nov 20	7	**New Orleans to New Orleans**	Lower Mississippi	3	$2,335	$3,635	$3,835	$4,135	$4,335	$4,435	$4,435	$4,935	$7,535	$8,935	$3,235	$3,535
Nov 19	Nov 20	Nov 27	7	**New Orleans to Memphis**	Special Event: Holiday	2	$2,335	$3,385	$3,585	$3,885	$4,335	$4,185	$4,185	$4,935	$7,535	$8,935	$3,235	$3,535
Nov 26	Nov 27	Dec 4	7	**Memphis to New Orleans**	Lower Mississippi	2	$2,335	$3,385	$3,585	$3,885	$4,335	$4,185	$4,185	$4,935	$7,535	$8,935	$3,235	$3,535
Dec 3	Dec 4	Dec 11	7	**New Orleans to Memphis**	Special Event: Holiday	2	$2,235	$3,185	$3,385	$3,685	$4,035	$3,885	$3,885	$4,635	$7,135	$8,435	$3,035	$3,335
Dec 10	Dec 11	Dec 18	7	**Memphis to New Orleans**	Special Event: Holiday	1	$2,235	$2,935	$3,135	$3,435	$4,035	$3,635	$3,635	$4,635	$7,135	$8,435	$3,035	$3,335
Dec 17	Dec 18	Dec 24	6	**Roundtrip New Orleans**	Special Event: Holiday	1	$1,906	$2,406	$2,606	$2,806	$3,406	$3,006	$3,006	$3,906	$6,106	$7,306	$2,606	$2,806
Dec 23	Dec 24	Dec 30	6	**Roundtrip New Orleans**	Special Event: Holiday	1	$1,906	$2,406	$2,606	$2,806	$3,406	$3,006	$3,006	$3,906	$6,106	$7,306	$2,606	$2,806
Dec 29	Dec 30	Jan 5	6	**Roundtrip New Orleans**	Special Event: Holiday	4	$1,906	$3,106	$3,306	$3,506	$3,606	$3,706	$3,706	$4,106	$6,106	$7,306	$2,606	$2,806

Offer Expires 31. December 2021.

Fares shown reflect discounted rate, are per person, based on double occupancy (except SI and SD categories) and include port fees and gratuities. All prices listed are in U.S. Dollars.

Rates are subject to change without notice.

Themed Voyage

2023 INTERNATIONAL FARES – AMERICAN DUCHESS™

SAVE UP TO $2,000 PER STATEROOM

SAVINGS LEVEL	IS	VS	DS	LFS	OS
1	$300	$1,000	$1,000	N/A	N/A
2	$300	$750	$750	N/A	N/A
3	$300	$500	$500	N/A	N/A
4	$300	$300	$300	N/A	N/A
5	$600	$600	$600	N/A	N/A

SAVINGS REFLECTED ABOVE ARE PER PERSON

Hotel Night	Cruise Starts	Cruise Ends	Cruise Nights	Embark/Debark	River Region(s) or Theme Program	SAVINGS LEVEL	IS	VS	DS	LFS	OS
Feb 25	Feb 26	Mar 5	7	**New Orleans to New Orleans**	Lower Mississippi	2	$2,635	$4,485	$6,785	$8,235	$9,635
Mar 4	Mar 5	Mar 12	7	**New Orleans to New Orleans**	Lower Mississippi	2	$2,635	$4,485	$6,785	$8,235	$9,635
Mar 11	Mar 12	Mar 19	7	**New Orleans to Memphis**	Lower Mississippi	2	$2,635	$4,485	$6,785	$8,235	$9,635
Mar 18	Mar 19	Mar 26	7	**Memphis to New Orleans**	Lower Mississippi	3	$2,635	$4,735	$7,035	$8,235	$9,635
Mar 25	Mar 26	Apr 2	7	**New Orleans to Memphis**	Lower Mississippi	3	$2,635	$4,735	$7,035	$8,235	$9,635
Apr 1	Apr 2	Apr 9	7	**Memphis to New Orleans**	Lower Mississippi	3	$2,935	$5,335	$7,835	$9,135	$10,635
Apr 8	Apr 9	Apr 16	7	**New Orleans to Memphis**	Lower Mississippi	4	$2,935	$5,535	$8,035	$9,135	$10,635
Apr 15	Apr 16	Apr 23	7	**Memphis to New Orleans**	Lower Mississippi	4	$2,935	$5,535	$8,035	$9,135	$10,635
Apr 22	Apr 23	Apr 30	7	**New Orleans to Memphis**	Lower Mississippi	4	$2,935	$5,535	$8,035	$9,135	$10,635
Apr 29	Apr 30	May 7	7	**Memphis to New Orleans**	Lower Mississippi	4	$2,935	$5,535	$8,035	$9,135	$10,635
May 6	May 7	May 14	7	**New Orleans to Memphis**	Lower Mississippi	4	$2,935	$5,535	$8,035	$9,135	$10,635
May 13	May 14	May 21	7	**Memphis to New Orleans**	Lower Mississippi	4	$2,935	$5,535	$8,035	$9,135	$10,635
May 20	May 21	May 28	7	**New Orleans to Memphis**	Lower Mississippi	4	$2,935	$5,535	$8,035	$9,135	$10,635
May 27	May 28	Jun 4	7	**Memphis to New Orleans**	Lower Mississippi	4	$2,935	$5,535	$8,035	$9,135	$10,635
Jun 3	Jun 4	Jun 11	7	**New Orleans to Memphis**	Lower Mississippi	4	$2,935	$5,535	$8,035	$9,135	$10,635
Jun 10	Jun 11	Jun 18	7	**Memphis to New Orleans**	Lower Mississippi	3	$2,935	$5,335	$7,835	$9,135	$10,635
Jun 17	Jun 18	Jun 25	7	**New Orleans to Memphis**	Lower Mississippi	3	$2,935	$5,335	$7,835	$9,135	$10,635
Jun 24	Jun 25	Jul 2	7	**Memphis to Louisville**	Culinary & Cocktails ♛	2	$2,935	$5,085	$7,585	$9,135	$10,635
Jul 1	Jul 2	Jul 9	7	**Louisville to Pittsburgh**	Special Event: Holiday ♛	2	$2,835	$4,785	$7,185	$8,735	$10,135
Jul 8	Jul 9	Jul 16	7	**Pittsburgh to Louisville**	Ohio & Lower Mississippi	3	$2,835	$5,035	$7,435	$8,735	$10,135
Jul 15	Jul 16	Jul 23	7	**Louisville to Pittsburgh**	Ohio & Lower Mississippi	3	$2,835	$5,035	$7,435	$8,735	$10,135
Jul 22	Jul 23	Jul 30	7	**Pittsburgh to Louisville**	Ohio & Lower Mississippi	3	$2,835	$5,035	$7,435	$8,735	$10,135
Jul 29	Jul 30	Aug 6	7	**Louisville to Nashville (Clarksville)**	Rhythm of the Rivers ♛	1	$2,835	$4,535	$6,935	$8,735	$10,135
Aug 5	Aug 6	Aug 13	7	**Nashville (Clarksville) to St. Louis (Alton)**	Cumberland & Tennessee	1	$2,835	$4,535	$6,935	$8,735	$10,135
Aug 12	Aug 13	Aug 20	7	**St. Louis (Alton) to Minnesota (Red Wing)**	Upper Mississippi	3	$2,835	$5,035	$7,435	$8,735	$10,135
Aug 19	Aug 20	Aug 27	7	**Minnesota (Red Wing) to St. Louis (Alton)**	Upper Mississippi	4	$2,835	$5,235	$7,635	$8,735	$10,135
Aug 26	Aug 27	Sep 3	7	**St. Louis (Alton) to Minnesota (Red Wing)**	Upper Mississippi	3	$2,835	$5,035	$7,435	$8,735	$10,135
Sep 2	Sep 3	Sep 10	7	**Minnesota (Red Wing) to St. Louis (Alton)**	Upper Mississippi	4	$2,935	$5,535	$8,035	$9,135	$10,635
Sep 9	Sep 10	Sep 17	7	**St. Louis (Alton) to Minnesota (Red Wing)**	Upper Mississippi	3	$2,935	$5,335	$7,835	$9,135	$10,635
Sep 16	Sep 17	Oct 1	14	**Minnesota (Red Wing) to St. Louis**	Upper Mississippi	5	$5,871	$11,071	$16,071	$18,271	$21,271
Sep 30	Oct 1	Oct 8	7	**New Orleans to Memphis**	Lower Mississippi	4	$2,935	$5,535	$8,035	$9,135	$10,635
Oct 7	Oct 8	Oct 15	7	**Memphis to Louisville**	Charitable Giving ♛	2	$2,935	$5,085	$7,585	$9,135	$10,635
Oct 14	Oct 15	Oct 22	7	**Louisville to Pittsburgh**	Ohio & Lower Mississippi	3	$2,935	$5,335	$7,835	$9,135	$10,635
Oct 21	Oct 22	Oct 29	7	**Pittsburgh to Louisville**	Ohio & Lower Mississippi	3	$2,935	$5,335	$7,835	$9,135	$10,635
Oct 28	Oct 29	Nov 5	7	**Louisville to Memphis**	Special Event: Holiday ♛	1	$2,935	$4,835	$7,335	$9,135	$10,635
Nov 4	Nov 5	Nov 12	7	**Memphis to New Orleans**	Lower Mississippi	3	$2,535	$4,535	$6,635	$7,835	$9,135
Nov 11	Nov 12	Nov 19	7	**New Orleans to Memphis**	Lower Mississippi	2	$2,535	$4,285	$6,385	$7,835	$9,135
Nov 18	Nov 19	Nov 26	7	**Memphis to New Orleans**	Special Event: Holiday ♛	2	$2,535	$4,285	$6,385	$7,835	$9,135
Nov 25	Nov 26	Dec 3	7	**New Orleans to Memphis**	Lower Mississippi	1	$2,535	$4,035	$6,135	$7,835	$9,135
Dec 2	Dec 3	Dec 10	7	**Memphis to New Orleans**	Special Event: Holiday ♛	1	$2,335	$3,735	$5,735	$7,335	$8,535
Dec 9	Dec 10	Dec 17	7	**New Orleans to Memphis**	Special Event: Holiday ♛	1	$2,335	$3,735	$5,735	$7,335	$8,535
Dec 16	Dec 17	Dec 24	7	**Memphis to New Orleans**	Special Event: Holiday ♛	1	$2,335	$3,735	$5,735	$7,335	$8,535
Dec 23	Dec 24	Dec 31	7	**New Orleans to Memphis**	Special Event: Holiday ♛	1	$2,335	$3,735	$5,735	$7,335	$8,535
Dec 30	Dec 31	Jan 7	7	**Memphis to New Orleans**	Special Event: Holiday ♛	4	$2,335	$4,435	$6,435	$7,335	$8,535

Offer Expires 31. December 2021.

Fares shown reflect discounted rate, are per person, based on double occupancy and include port fees and gratuities. All prices listed are in U.S. Dollars.

Rates are subject to change without notice.

♛ *Themed Voyage*

2023 INTERNATIONAL FARES – AMERICAN COUNTESS™

SAVE UP TO $1,200 PER STATEROOM

SAVINGS LEVEL	E	B	A	SO
1	$300	$600	$600	N/A
2	$300	$500	$500	N/A
3	$300	$400	$400	N/A
4	$300	$200	$200	N/A
5	$600	$600	$600	N/A

SAVINGS REFLECTED ABOVE ARE PER PERSON

Hotel Night	Cruise Starts	Cruise Ends	Cruise Nights	Embark/Debark	River Region(s) or Theme Program	SAVINGS LEVEL	E	B	A	SO
Mar 6	Mar 7	Mar 14	7	**New Orleans to Memphis**	Lower Mississippi	1	$2,335	$3,635	$4,235	$3,135
Mar 13	Mar 14	Mar 21	7	**Memphis to New Orleans**	Lower Mississippi	1	$2,335	$3,635	$4,235	$3,135
Mar 20	Mar 21	Mar 28	7	**New Orleans to Memphis**	Lower Mississippi	3	$2,335	$3,835	$4,435	$3,135
Mar 27	Mar 28	Apr 4	7	**Memphis to New Orleans**	Lower Mississippi	3	$2,335	$3,835	$4,435	$3,135
Apr 3	Apr 4	Apr 11	7	**New Orleans to Memphis**	Lower Mississippi	4	$2,535	$4,435	$5,135	$5,335
Apr 10	Apr 11	Apr 18	7	**Memphis to New Orleans**	Lower Mississippi	4	$2,535	$4,435	$5,135	$5,335
Apr 17	Apr 18	Apr 25	7	**New Orleans to Memphis**	Lower Mississippi	4	$2,535	$4,435	$5,135	$5,335
Apr 24	Apr 25	May 2	7	**Memphis to Louisville**	Ohio	4	$2,535	$4,435	$5,135	$5,335
May 1	May 2	May 9	7	**Louisville to Cincinnati**	Kentucky Derby ♛	0	$3,334	$5,535	$6,334	$6,335
May 8	May 9	May 16	7	**Cincinnati to Nashville (Clarksville)**	Ohio & Cumberland	2	$2,535	$4,135	$4,835	$5,335
May 15	May 16	May 23	7	**Nashville (Clarksville) to Louisville**	Cumberland & Ohio	2	$2,535	$4,135	$4,835	$5,335
May 22	May 23	May 30	7	**Louisville to Pittsburgh**	Ohio	3	$2,535	$4,235	$4,935	$5,335
May 29	May 30	Jun 6	7	**Pittsburgh to Louisville**	Ohio	3	$2,535	$4,235	$4,935	$5,335
Jun 5	Jun 6	Jun 13	7	**Louisville to Memphis**	Special Event: Founder's Cruise ♛	2	$2,135	$3,535	$4,035	$4,535
Jun 12	Jun 13	Jun 20	7	**Memphis to Louisville**	Rhythm of the Rivers ♛	2	$2,535	$4,135	$4,835	$5,335
Jun 19	Jun 20	Jun 27	7	**Louisville to Nashville (Clarksville)**	Ohio & Cumberland	2	$2,535	$4,135	$4,835	$5,335
Jun 26	Jun 27	Jul 4	7	**Nashville (Clarksville) to St. Louis (Alton)**	Cumberland, Tennessee, Lower Mississippi	2	$2,535	$4,135	$4,835	$5,335
Jul 3	Jul 4	Jul 11	7	**St. Louis (Alton) to Minnesota (Red Wing)**	Special Event: Holiday ♛	3	$2,435	$4,035	$4,635	$3,335
Jul 10	Jul 11	Jul 18	7	**Minnesota (Red Wing) to St. Louis (Alton)**	Upper Mississippi	3	$2,435	$4,035	$4,635	$3,335
Jul 17	Jul 18	Jul 25	7	**St. Louis (Alton) to Minnesota (Red Wing)**	Upper Mississippi	3	$2,435	$4,035	$4,635	$3,335
Jul 24	Jul 25	Aug 1	7	**Minnesota (Red Wing) to St. Louis**	Upper Mississippi	3	$2,435	$4,035	$4,635	$3,335
Jul 31	Aug 1	Aug 8	7	**St. Louis to Louisville**	Culinary & Cocktails ♛	2	$2,435	$3,935	$4,535	$3,335
Aug 7	Aug 8	Aug 15	7	**Louisville to Pittsburgh**	Ohio	3	$2,435	$4,035	$4,635	$3,335
Aug 14	Aug 15	Aug 22	7	**Pittsburgh to Louisville**	Ohio	3	$2,435	$4,035	$4,635	$3,335
Aug 21	Aug 22	Aug 29	7	**Louisville to St. Louis (Alton)**	Charitable Giving ♛	2	$2,435	$3,935	$4,535	$3,335
Aug 28	Aug 29	Sep 5	7	**St. Louis (Alton) to Minnesota (Red Wing)**	Upper Mississippi	3	$2,435	$4,035	$4,635	$3,335
Sep 4	Sep 5	Sep 19	14	**Minnesota (Red Wing) to New Orleans**	Mighty Mississippi	5	$6,071	$10,471	$12,071	$10,671
Sep 18	Sep 19	Sep 26	7	**New Orleans to Memphis**	Lower Mississippi	4	$2,535	$4,435	$5,135	$5,335
Sep 25	Sep 26	Oct 3	7	**Memphis to New Orleans**	Lower Mississippi	4	$2,535	$4,435	$5,135	$5,335
Oct 2	Oct 3	Oct 10	7	**New Orleans to Memphis**	Lower Mississippi	4	$2,535	$4,435	$5,135	$5,335
Oct 9	Oct 10	Oct 21	11	**Memphis to Chattanooga**	Culture & History ♛	5	$3,865	$6,765	$7,865	$8,365
Oct 20	Oct 21	Oct 31	10	**Chattanooga to Memphis**	Culture & History ♛	5	$3,493	$6,093	$7,093	$7,693
Oct 30	Oct 31	Nov 7	7	**Memphis to New Orleans**	Lower Mississippi	3	$2,535	$4,235	$4,935	$5,335
Nov 6	Nov 7	Nov 14	7	**New Orleans to Memphis**	Lower Mississippi	3	$2,135	$3,635	$4,135	$3,035
Nov 13	Nov 14	Nov 21	7	**Memphis to New Orleans**	Lower Mississippi	1	$2,135	$3,435	$3,935	$3,035
Nov 20	Nov 21	Nov 28	7	**New Orleans to Memphis**	Special Event: Holiday ♛	1	$2,135	$3,435	$3,935	$3,035
Nov 27	Nov 28	Dec 5	7	**Memphis to New Orleans**	Special Event: Holiday ♛	1	$2,135	$3,435	$3,935	$3,035
Dec 4	Dec 5	Dec 12	7	**New Orleans to Memphis**	Special Event: Holiday ♛	1	$2,135	$3,435	$3,935	$3,035
Dec 11	Dec 12	Dec 19	7	**Memphis to New Orleans**	Special Event: Holiday ♛	1	$2,135	$3,435	$3,935	$3,035
Dec 18	Dec 19	Dec 26	7	**New Orleans to New Orleans**	Special Event: Holiday ♛	1	$2,135	$3,435	$3,935	$3,035
Dec 25	Dec 26	Jan 2	7	**New Orleans to New Orleans**	Special Event: Holiday ♛	2	$2,435	$3,935	$4,535	$3,335

Offer Expires 31. December 2021.

Fares shown reflect discounted rate, are per person, based on double occupancy (except SO category) and include port fees and gratuities. All prices listed are in U.S. Dollars.

Rates are subject to change without notice.

♛ *Themed Voyage*

2023 INTERNATIONAL FARES – AMERICAN EMPRESS®

SAVE UP TO $1,500 PER STATEROOM

SAVINGS LEVEL	E	D	C	B	A	LS	SO
1	$300	$300	$750	$750	$500	N/A	N/A
2	$300	$300	$500	$500	$500	N/A	N/A
3	$300	$300	$200	$200	$200	N/A	N/A
4	$300	$300	$300	$300	$300	N/A	N/A

SAVINGS REFLECTED ABOVE ARE PER PERSON

Hotel Night	Cruise Starts	Cruise Ends	Cruise Nights	Embark/Debark	River Region(s)	SAVINGS LEVEL	E	D	C	B	A	LS	SO
Mar 12	Mar 13	Mar 20	7	**Roundtrip Portland**	Columbia & Snake	1	$3,035	$2,935	$2,785	$3,785	$4,835	$7,435	$4,035
Mar 19	Mar 20	Mar 27	7	**Portland (Vancouver) to Spokane (Clarkston)**	Columbia & Snake	1	$3,035	$2,935	$2,785	$3,785	$4,835	$7,435	$4,035
Mar 26	Mar 27	Apr 3	7	**Spokane (Clarkston) to Portland (Vancouver)**	Columbia & Snake	1	$3,035	$2,935	$2,785	$3,785	$4,835	$7,435	$4,035
Apr 2	Apr 3	Apr 10	7	**Portland (Vancouver) to Spokane (Clarkston)**	Columbia & Snake	1	$3,435	$3,435	$3,285	$4,385	$5,535	$8,435	$4,535
Apr 9	Apr 10	Apr 17	7	**Spokane (Clarkston) to Portland (Vancouver)**	Columbia & Snake	2	$3,435	$3,435	$3,535	$4,635	$5,535	$8,435	$4,535
Apr 16	Apr 17	Apr 24	7	**Portland (Vancouver) to Spokane (Clarkston)**	Columbia & Snake	2	$3,435	$3,435	$3,535	$4,635	$5,535	$8,435	$4,535
Apr 23	Apr 24	May 1	7	**Spokane (Clarkston) to Portland (Vancouver)**	Columbia & Snake	2	$3,435	$3,435	$3,535	$4,635	$5,535	$8,435	$4,535
Apr 30	May 1	May 8	7	**Portland (Vancouver) to Spokane (Clarkston)**	Columbia & Snake	2	$3,935	$3,835	$3,935	$5,235	$6,335	$9,535	$5,035
May 7	May 8	May 15	7	**Spokane (Clarkston) to Portland (Vancouver)**	Columbia & Snake	2	$3,935	$3,835	$3,935	$5,235	$6,335	$9,535	$5,035
May 14	May 15	May 22	7	**Portland (Vancouver) to Spokane (Clarkston)**	Columbia & Snake	3	$3,935	$3,835	$4,235	$5,535	$6,635	$9,535	$5,035
May 21	May 22	May 29	7	**Spokane (Clarkston) to Portland (Vancouver)**	Columbia & Snake	3	$3,935	$3,835	$4,235	$5,535	$6,635	$9,535	$5,035
May 28	May 29	Jun 5	7	**Portland (Vancouver) to Spokane (Clarkston)**	Columbia & Snake	3	$3,935	$3,835	$4,235	$5,535	$6,635	$9,535	$5,035
Jun 4	Jun 5	Jun 12	7	**Spokane (Clarkston) to Portland (Vancouver)**	Columbia & Snake	3	$4,335	$4,235	$4,735	$6,135	$7,335	$10,535	$6,535
Jun 11	Jun 12	Jun 19	7	**Portland (Vancouver) to Spokane (Clarkston)**	Columbia & Snake	3	$4,335	$4,235	$4,735	$6,135	$7,335	$10,535	$6,535
Jun 18	Jun 19	Jun 26	7	**Spokane (Clarkston) to Portland (Vancouver)**	Columbia & Snake	3	$4,335	$4,235	$4,735	$6,135	$7,335	$10,535	$6,535
Jun 25	Jun 26	Jul 3	7	**Portland (Vancouver) to Spokane (Clarkston)**	Columbia & Snake	3	$4,335	$4,235	$4,735	$6,135	$7,335	$10,535	$6,535
Jul 2	Jul 3	Jul 10	7	**Spokane (Clarkston) to Portland (Vancouver)**	Columbia & Snake	3	$4,335	$4,235	$4,735	$6,135	$7,335	$10,535	$6,535
Jul 9	Jul 10	Jul 17	7	**Portland (Vancouver) to Spokane (Clarkston)**	Columbia & Snake	3	$4,335	$4,235	$4,735	$6,135	$7,335	$10,535	$6,535
Jul 16	Jul 17	Jul 24	7	**Spokane (Clarkston) to Portland (Vancouver)**	Columbia & Snake	3	$4,335	$4,235	$4,735	$6,135	$7,335	$10,535	$6,535
Jul 23	Jul 24	Jul 31	7	**Portland (Vancouver) to Spokane (Clarkston)**	Columbia & Snake	3	$4,335	$4,235	$4,735	$6,135	$7,335	$10,535	$6,535
Jul 30	Jul 31	Aug 7	7	**Spokane (Clarkston) to Portland (Vancouver)**	Columbia & Snake	3	$4,335	$4,235	$4,735	$6,135	$7,335	$10,535	$6,535
Aug 6	Aug 7	Aug 14	7	**Portland (Vancouver) to Spokane (Clarkston)**	Columbia & Snake	3	$4,335	$4,235	$4,735	$6,135	$7,335	$10,535	$6,535
Aug 13	Aug 14	Aug 21	7	**Spokane (Clarkston) to Portland (Vancouver)**	Columbia & Snake	3	$4,335	$4,235	$4,735	$6,135	$7,335	$10,535	$6,535
Aug 20	Aug 21	Aug 28	7	**Portland (Vancouver) to Spokane (Clarkston)**	Columbia & Snake	3	$4,335	$4,235	$4,735	$6,135	$7,335	$10,535	$6,535
Aug 27	Aug 28	Sep 4	7	**Spokane (Clarkston) to Portland (Vancouver)**	Columbia & Snake	3	$4,335	$4,235	$4,735	$6,135	$7,335	$10,535	$6,535
Sep 3	Sep 4	Sep 11	7	**Portland (Vancouver) to Spokane (Clarkston)**	Columbia & Snake	3	$4,335	$4,235	$4,735	$6,135	$7,335	$10,535	$6,535
Sep 10	Sep 11	Sep 18	7	**Spokane (Clarkston) to Portland (Vancouver)**	Columbia & Snake	3	$4,335	$4,235	$4,735	$6,135	$7,335	$10,535	$6,535
Sep 17	Sep 18	Sep 25	7	**Portland (Vancouver) to Spokane (Clarkston)**	Columbia & Snake	3	$4,335	$4,235	$4,735	$6,135	$7,335	$10,535	$6,535
Sep 24	Sep 25	Oct 2	7	**Spokane (Clarkston) to Portland (Vancouver)**	Columbia & Snake	3	$4,335	$4,235	$4,735	$6,135	$7,335	$10,535	$6,535
Oct 1	Oct 2	Oct 9	7	**Portland (Vancouver) to Spokane (Clarkston)**	Columbia & Snake	3	$4,135	$4,035	$4,535	$5,835	$6,935	$10,035	$5,335
Oct 8	Oct 9	Oct 16	7	**Spokane (Clarkston) to Portland (Vancouver)**	Columbia & Snake	2	$4,135	$4,035	$4,235	$5,535	$6,635	$10,035	$5,335
Oct 15	Oct 16	Oct 23	7	**Portland (Vancouver) to Spokane (Clarkston)**	Columbia & Snake	2	$4,135	$4,035	$4,235	$5,535	$6,635	$10,035	$5,335
Oct 22	Oct 23	Oct 30	7	**Spokane (Clarkston) to Portland (Vancouver)**	Columbia & Snake	2	$4,135	$4,035	$4,235	$5,535	$6,635	$10,035	$5,335
Oct 29	Oct 30	Nov 6	7	**Portland (Vancouver) to Spokane (Clarkston)**	Columbia & Snake	2	$4,135	$4,035	$4,235	$5,535	$6,635	$10,035	$5,335
Nov 5	Nov 6	Nov 13	7	**Spokane (Clarkston) to Portland (Vancouver)**	Columbia & Snake	1	$3,235	$3,135	$2,985	$4,085	$5,235	$7,935	$4,335
Nov 12	Nov 13	Nov 20	7	**Portland (Vancouver) to Spokane (Clarkston)**	Columbia & Snake	1	$3,235	$3,135	$2,985	$4,085	$5,235	$7,935	$4,335
Nov 19	Nov 20	Nov 27	7	**Spokane (Clarkston) to Portland (Vancouver)**	Columbia & Snake	1	$3,235	$3,135	$2,985	$4,085	$5,235	$7,935	$4,335
Nov 26	Nov 27	Dec 2	5	**Roundtrip Portland**	Columbia & Snake	4	$2,246	$2,146	$2,346	$3,146	$3,746	$5,646	$3,146

Offer Expires 31. December 2021.

Fares shown reflect discounted rate, are per person, based on double occupancy (except SO category) and include port fees and gratuities. All prices listed are in U.S. Dollars.
Rates are subject to change without notice.

AMERICAN QUEEN® SUITES AND STATEROOMS

OWNER'S SUITES WITH EXCLUSIVE VERANDA

- 348 sq. ft. with 690-sq.-ft. exclusive veranda
- Queen bed
- Full bathroom with standard tub/shower combination
- Lounging area with sofa-bed
- Dressing area with granite vanity and mirror
- Flat-screen TV
- Coffee maker and mini refrigerator
- French doors open to exclusive veranda
- Furnished patio with sofa, two chairs and a coffee table
- Interior and exterior access
- Promenade Deck
- *Commodore Services*, including a River Butler

LUXURY SUITES WITH PRIVATE OR OPEN VERANDA

- 353-363 sq. ft. with private or open veranda
- Queen bed or two single beds
- Full bathroom with tub and shower or standard tub/shower combination
- Sitting area with sofa-bed
- Vanity, mirror and desk
- Flat-screen TV
- Coffee maker and mini refrigerator
- French doors open to deck or veranda
- Interior and exterior access
- Promenade and Texas Decks
- *Commodore Services*, including a River Butler

DELUXE SUITES WITH OPEN VERANDA

- 230 sq. ft. with open veranda
- Queen bed or two single beds
- Full bathroom with standard tub/shower combination
- Sitting area with sofa-bed
- Vanity and mirror
- Flat-screen TV
- French doors open to deck
- Interior and/or exterior access
- Promenade Deck
- *Commodore Services* (excludes River Butler)
- *Partially accessible suite 520 is 252 sq. ft. and features a standard tub/shower combination.*

JUNIOR SUITES WITH OPEN VERANDA

- 210 sq. ft. with open veranda
- Queen bed or two single beds
- Full bathroom with standard tub/shower combination
- Flat-screen TV
- Sitting area
- Vanity and mirror
- French doors open to deck
- Interior and/or exterior access
- Promenade and Observation Decks
- Preferred dining arrangements
- *Partially accessible suites 521 and 522 are 210 sq. ft. and feature a standard tub/shower combination.*

PADDLEWHEEL STATEROOMS

- Stateroom 383: 342 sq. ft.
- Staterooms 385 and 386: 302 sq. ft.
- Traditional paddlewheel experience
- Queen bed or two single beds
- Full bathroom with standard tub/shower combination
- Flat-screen TV
- Sitting area with sofa-bed
- 6-foot-square picture window overlooking the paddlewheel
- Vanity, mirror and desk
- Interior access
- Texas Deck

DELUXE OUTSIDE STATEROOMS WITH PRIVATE VERANDA

- 190 sq. ft. with 40-sq.-ft.private veranda
- Queen bed or two single beds
- Full bathroom with standard tub/shower combination
- Flat-screen TV
- French doors open to private veranda
- Interior access
- Texas Deck

B

OUTSIDE STATEROOMS WITH OPEN VERANDA

- 190-205 sq. ft. with open veranda
- Queen bed or two single beds
- Full bathroom with standard tub/shower combination
- Flat-screen TV
- French doors open to deck
- Interior and/or exterior access
- Observation Deck

C

OUTSIDE STATEROOMS WITH OPEN VERANDA

- 140-160 sq. ft. with open veranda
- Queen bed or two single beds
- Full bathroom with shower or standard tub/shower combination
- Flat-screen TV
- French doors open to deck
- Exterior access
- Observation, Texas and Cabin Decks
- *Partially accessible staterooms 201 and 202 (210 sq. ft.) and 305 and 306 (180 sq. ft.) feature standard tub/shower combinations.*

D

DELUXE OUTSIDE STATEROOMS WITH BAY WINDOW

- 190 sq. ft. with bay window
- Queen bed or two single beds
- Full bathroom with standard tub/shower combination
- Flat-screen TV
- Interior access
- Cabin Deck



SD

SINGLE DELUXE STATEROOMS

- 140 sq. ft.
- Queen bed
- Full bathroom with shower
- Flat-screen TV
- Interior access
- Observation Deck
- *Partially accessible stateroom 457 is 167 sq. ft., and featuresa standard tub/shower combination.*

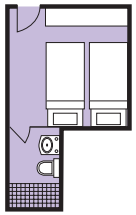

E

INSIDE STATEROOMS

- 132 sq. ft.
- Queen bed or two single beds
- Full bathroom with shower
- Flat-screen TV
- Interior access
- Texas Deck
- *Accessible stateroom 381 is 217 sq. ft., and features a roll-in shower.*

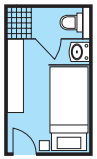

SI

SINGLE INSIDE STATEROOMS

- 80 sq. ft.
- Single bed
- Full bathroom with shower
- Flat-screen TV
- Interior access
- Observation Deck

COMMODORE SERVICES®

Guests holding reservations for select suite-level accommodations will receive exclusive benefits and services, including pre-boarding privileges, a bottle of wine and a fruit basket upon arrival, preferred dining arrangements, reserved seating in the Grand Saloon, River Butler service and more. River Butler service is limited to suite categories OS and LS.

SPECIFICATIONS

Length: 418 feet
Passenger Decks: 6
Suites and Staterooms: 218
Passengers: 417
Crew: 172

Note: Stateroom information provided is a general representation of the stateroom categories. Actual room configurations, features and amenities may vary slightly among and within stateroom categories.

AMERICAN DUCHESS™ SUITES AND STATEROOMS

OWNER'S SUITES WITH PRIVATE BALCONY

- 550 sq. ft. with private balcony
- Queen bed or two single beds
- Full bathroom featuring floor-to-ceiling marble and tub/shower combination
- Half bathroom
- Furnished lounge area with sofa-bed
- Coffee maker and mini refrigerator
- Two flat-screen TVs
- Sliding glass doors to balcony
- Interior access
- Cabin Deck
- *Commodore Services*, including a River Butler

LOFT SUITES WITH PRIVATE BALCONY

- 550 sq. ft. with private balcony
- Queen bed or two single beds
- Two full bathrooms featuring floor-to-ceiling marble and tub/shower combination
- Furnished lounge area with sofa-bed
- Coffee maker and mini refrigerator
- Two flat-screen TVs
- Sliding glass doors to balcony
- Interior access
- Observation Deck
- *Commodore Services*, including a River Butler



DELUXE SUITES WITH PRIVATE BALCONY

- 450 sq. ft. with a private balcony
- Queen bed or two single beds
- Full bathroom featuring floor-to-ceiling marble and tub/shower combination
- Half bathroom
- Two flat-screen TVs
- Furnished lounge area with sofa-bed and desk
- Coffee maker and mini refrigerator
- Sliding glass doors to balcony
- Interior access
- Cabin and Observation Decks

VERANDA SUITES WITH PRIVATE BALCONY

- 240 sq. ft. with private balcony
- Queen bed or two single beds
- Full bathroom with shower
- Furnished lounge area with sofa and desk
- Coffee maker and mini refrigerator
- Sliding glass doors to balcony
- Interior access
- Cabin and Observation Decks
- *Accessible suites 340 and 341 are 330 sq. ft. and feature a roll-in shower.*

INTERIOR STATEROOMS

- 180 sq. ft. (wheelchair-accessible rooms are 200 sq. ft.)
- Queen bed or two single beds
- Full bathroom with shower
- Writing desk
- Coffee maker and mini refrigerator
- Interior access
- Cabin and Observation Decks
- *Accessible staterooms 306 and 307 are 200 sq. ft. and feature a roll-in shower.*

SPECIFICATIONS

Length: 320 feet
Passenger Decks: 4
Suites and Staterooms: 83
Passengers: 166
Crew: 83

Note: Stateroom information provided is a general representation of the stateroom categories. Actual room configurations, features and amenities may vary slightly among and within stateroom categories.

COMMODORE SERVICES®

Guests holding reservations for Owner's Suite and Loft Suite accommodations will receive exclusive benefits and services, including pre-boarding privileges, a bottle of wine and a fruit basket upon arrival, preferred dining arrangements, reserved seating in The Show Lounge theater, River Butler service and more.

AMERICAN COUNTESS™ STATEROOMS

DELUXE OUTSIDE STATEROOMS WITH PRIVATE VERANDA

- 255 sq. ft. with 40-sq.-ft. private veranda (wheelchair-accessible rooms are 325 sq. ft.)
- Queen bed or two single beds
- Full bathroom with shower
- Furnished lounge area with sofa and desk
- Sliding doors open to veranda
- Interior access
- Cabin Deck
- *Accessible staterooms 251 and 252 are 289 sq. ft., and feature a roll-in shower.*

OUTSIDE STATEROOMS WITH OPEN VERANDA

- 220 sq. ft. with open veranda (wheelchair-accessible rooms are 300 sq. ft.)
- Queen bed or two single beds
- Full bathroom with shower
- Furnished lounge area with sofa and desk
- Sliding doors open to deck
- Interior access
- Observation Deck
- *Accessible staterooms 356 and 357 are 265 sq. ft., and feature a roll-in shower.*



INSIDE STATEROOMS

- 170 sq. ft. (wheelchair-accessible rooms are 220 sq. ft.)
- Queen bed or two single beds
- Full bathroom with shower
- Writing desk with chair
- Interior access
- Cabin and Observation Decks
- *Accessible staterooms 253 and 254 are 239 sq. ft., and feature a roll-in shower.*

SINGLE OUTSIDE STATEROOM WITH OPEN VERANDA

- 180 sq. ft. with open veranda
- Single bed
- Full bathroom with shower
- Furnished lounge area with sofa and desk
- Sliding doors open to deck
- Interior access
- Observation Deck

SPECIFICATIONS

Length: 361 feet
Passenger Decks: 4
Staterooms: 123
Passengers: 245
Crew: 98

Note: Stateroom information provided is a general representation of the stateroom categories. Actual room configurations, features and amenities may vary slightly among and within stateroom categories.

AMERICAN EMPRESS® SUITES AND STATEROOMS

LUXURY SUITES WITH VERANDA

- 410 sq. ft.
- Queen bed or two single beds
- Full bathroom with shower
- Sitting area with sofa
- Private veranda
- Interior access
- Discovery and Frontier Decks
- *Commodore Services*, including a River Butler

SUITES WITH VERANDA

- 310 sq. ft.
- Queen bed or two single beds
- Full bathroom with shower
- Sitting area with sofa
- Semi-private veranda
- Interior and exterior access
- Vista View Deck

SUPERIOR VERANDA STATEROOMS

- 210-250 sq. ft.
- Queen bed or two single beds
- Full bathroom with shower
- Sitting area
- Private veranda
- Interior access
- Vista View, Discovery and Frontier Decks
- Stateroom 403 features a semi-private veranda.
- *Accessible stateroom 346 is 240 sq. ft., and features a roll-in shower.*



DELUXE VERANDA STATEROOMS

- 180 sq. ft.
- Queen bed or two single beds
- Full bathroom with shower
- Private veranda
- Interior access
- Discovery and Frontier Decks
- *Accessible staterooms 341 is 200 sq. ft., and features a roll-in shower.*

INTERIOR STATEROOMS

- 180 sq. ft. (wheelchair-accessible rooms are 200 sq. ft.)
- Queen bed or two single beds
- Full bathroom with shower
- Writing desk
- Coffee maker and mini refrigerator
- Interior access
- Cabin and Observation Decks



INTERIOR STATEROOMS

- 180 sq. ft. (wheelchair-accessible rooms are 200 sq. ft.)
- Queen bed or two single beds
- Full bathroom with shower
- Writing desk
- Coffee maker and mini refrigerator
- Interior access
- Cabin and Observation Decks

SINGLE OUTSIDE STATEROOM WITH VERANDA

- 160 sq. ft.
- Single bed
- Full bathroom with shower
- Private veranda
- Interior access
- Frontier Deck

COMMODORE SERVICES®

Guests holding reservations for Luxury Suite accommodations will receive exclusive benefits and services, including a bottle of wine from the region and a fruit basket upon arrival, preferred dining arrangements, reserved seating in The Show Lounge theater and the additional services of a friendly River Butler.

SPECIFICATIONS

Length: 360 feet
Passenger Decks: 4
Suites and Staterooms: 112
Passengers: 221
Crew: 88

Note: Stateroom information provided is a general representation of the stateroom categories. Actual room configurations, features and amenities may vary slightly among and within stateroom categories.

2023 INTERNATIONAL FARES – VICTORY I®

SAVE UP TO $2,000 PER STATEROOM

SAVINGS LEVEL	E	D	C	B	A	AA	OS
1	$300	$1,000	$1,000	$1,000	$1,000	$1,000	$1,000
2	$300	$750	$750	$750	$750	$750	$750
3	$300	$500	$500	$500	$500	$500	$500

SAVINGS REFLECTED ABOVE ARE PER PERSON

Hotel Night	Cruise Starts	Cruise Ends	Cruise Nights	Embark/Debark	SAVINGS LEVEL	E	D	C	B	A	AA	OS
Jan 2	Jan 3	Jan 13	10	**Roundtrip Amelia Island (Fernandina Beach)**	1	$6,023	$5,623	$5,923	$6,123	$7,023	$8,023	$10,723
Feb 16	Feb 17	Feb 27	10	**Roundtrip Amelia Island (Fernandina Beach)**	1	$6,023	$5,623	$5,923	$6,123	$7,023	$8,023	$10,723
Feb 26	Feb 27	Mar 9	10	**Roundtrip Amelia Island (Fernandina Beach)**	1	$6,023	$5,623	$5,923	$6,123	$7,023	$8,023	$10,723
Mar 8	Mar 9	Mar 19	10	**Roundtrip Amelia Island (Fernandina Beach)**	1	$6,023	$5,623	$5,923	$6,123	$7,023	$8,023	$10,723
Mar 18	Mar 19	Mar 29	10	**Roundtrip Amelia Island (Fernandina Beach)**	1	$6,023	$5,623	$5,923	$6,123	$7,023	$8,023	$10,723
Mar 28	Mar 29	Apr 8	10	**Roundtrip Amelia Island (Fernandina Beach)**	1	$6,023	$5,623	$5,923	$6,123	$7,023	$8,023	$10,723
Apr 7	Apr 8	Apr 18	10	**Roundtrip Amelia Island (Fernandina Beach)**	1	$5,423	$5,023	$5,323	$5,523	$6,323	$7,223	$9,623
Apr 19	Apr 20	May 5	15	**Savannah to Halifax**	2	$8,161	$8,211	$8,611	$8,911	$10,111	$11,411	$15,011
May 7	May 8	May 18	10	**Portland to Toronto**	2	$5,123	$4,973	$5,273	$5,473	$6,273	$7,073	$9,373
May 17	May 18	May 27	9	**Toronto to Chicago**	2	$5,016	$4,866	$5,166	$5,366	$6,166	$6,966	$9,266
May 26	May 27	Jun 5	9	**Chicago to Toronto**	3	$5,016	$5,116	$5,416	$5,616	$6,416	$7,216	$9,516
Jun 4	Jun 5	Jun 14	9	**Toronto to Chicago**	3	$5,316	$5,416	$5,716	$5,916	$6,716	$7,616	$10,016
Jun 13	Jun 14	Jun 23	9	**Chicago to Toronto**	3	$5,316	$5,416	$5,716	$5,916	$6,716	$7,616	$10,016
Jun 22	Jun 23	Jul 2	9	**Toronto to Chicago**	3	$5,316	$5,416	$5,716	$5,916	$6,716	$7,616	$10,016
Jul 1	Jul 2	Jul 11	9	**Chicago to Toronto**	3	$5,316	$5,416	$5,716	$5,916	$6,716	$7,616	$10,016
Jul 10	Jul 11	Jul 20	9	**Toronto to Chicago**	3	$5,316	$5,416	$5,716	$5,916	$6,716	$7,616	$10,016
Jul 19	Jul 20	Jul 29	9	**Chicago to Toronto**	3	$5,316	$5,416	$5,716	$5,916	$6,716	$7,616	$10,016
Jul 28	Jul 29	Aug 7	9	**Toronto to Chicago**	3	$5,316	$5,416	$5,716	$5,916	$6,716	$7,616	$10,016
Aug 6	Aug 7	Aug 16	9	**Chicago to Toronto**	3	$5,316	$5,416	$5,716	$5,916	$6,716	$7,616	$10,016
Aug 15	Aug 16	Aug 25	9	**Toronto to Chicago**	3	$5,316	$5,416	$5,716	$5,916	$6,716	$7,616	$10,016
Aug 24	Aug 25	Sep 3	9	**Chicago to Toronto**	3	$5,316	$5,416	$5,716	$5,916	$6,716	$7,616	$10,016
Sep 2	Sep 3	Sep 12	9	**Toronto to Chicago**	3	$5,316	$5,416	$5,716	$5,916	$6,716	$7,616	$10,016
Sep 11	Sep 12	Sep 21	9	**Chicago to Toronto**	2	$5,316	$5,166	$5,466	$5,666	$6,466	$7,366	$9,766
Sep 20	Sep 21	Sep 30	9	**Toronto to Chicago**	2	$5,316	$5,166	$5,466	$5,666	$6,466	$7,366	$9,766
Sep 29	Sep 30	Oct 11	11	**Chicago to Montréal**	2	$6,551	$6,501	$6,801	$7,101	$8,101	$9,201	$12,101
Oct 10	Oct 11	Oct 20	9	**Montréal to Boston**	3	$4,816	$4,916	$5,116	$5,316	$6,016	$6,816	$9,016
Oct 19	Oct 20	Oct 27	7	**Boston to St. John, NB**	3	$3,681	$3,681	$3,881	$3,981	$4,581	$5,181	$6,881
Oct 26	Oct 27	Nov 3	7	**St. John, NB to Boston**	1	$3,681	$3,181	$3,381	$3,481	$4,081	$4,681	$6,381
Nov 2	Nov 3	Nov 17	14	**Boston to Nassau**	1	$7,643	$7,343	$7,743	$8,043	$9,143	$10,443	$13,743
Nov 19	Nov 20	Nov 30	10	**Roundtrip Amelia Island (Fernandina Beach)**	1	$5,423	$5,023	$5,323	$5,523	$6,323	$7,223	$9,623
Nov 29	Nov 30	Dec 10	10	**Roundtrip Amelia Island (Fernandina Beach)**	1	$5,423	$5,023	$5,323	$5,523	$6,323	$7,223	$9,623
Dec 9	Dec 10	Dec 20	10	**Roundtrip Amelia Island (Fernandina Beach)**	1	$5,123	$4,723	$5,023	$5,123	$5,923	$6,823	$9,023
Dec 19	Dec 20	Dec 30	10	**Roundtrip Amelia Island (Fernandina Beach)**	1	$5,123	$4,723	$5,023	$5,123	$5,923	$6,823	$9,023
Dec 29	Dec 30	Jan 9	10	**Roundtrip Amelia Island (Fernandina Beach)**	1	$5,123	$4,723	$5,023	$5,123	$5,923	$6,823	$9,023

Offer Expires 31. December 2021.

Fares shown reflect discounted rate, are per person, based on double occupancy and include port fees and gratuities. All prices listed are in U.S. Dollars. *Rates are subject to change without notice.*

2023 INTERNATIONAL FARES – VICTORY II™

SAVE UP TO $2,000 PER STATEROOM

SAVINGS LEVEL	E	D	C	B	A	AA	OS
1	$300	$1,000	$1,000	$1,000	$1,000	$1,000	$1,000
2	$300	$750	$750	$750	$750	$750	$750
3	$300	$500	$500	$500	$500	$500	$500

SAVINGS REFLECTED ABOVE ARE PER PERSON

Hotel Night	Cruise Starts	Cruise Ends	Cruise Nights	Embark/Debark	SAVINGS LEVEL	E	D	C	B	A	AA	OS
Jan 1	Jan 2	Jan 9	8	**Roundtrip Cancún (Cozumel)**	1	$4,581	$4,181	$4,481	$4,681	$5,381	$6,181	$8,281
Jan 9	Jan 10	Jan 17	8	**Roundtrip Cancún (Cozumel)**	1	$4,581	$4,181	$4,481	$4,681	$5,381	$6,181	$8,281
Jan 17	Jan 18	Jan 25	8	**Roundtrip Cancún (Cozumel)**	1	$4,581	$4,181	$4,481	$4,681	$5,381	$6,181	$8,281
Jan 25	Jan 26	Feb 2	8	**Roundtrip Cancún (Cozumel)**	1	$4,581	$4,181	$4,481	$4,681	$5,381	$6,181	$8,281
Feb 2	Feb 3	Feb 10	8	**Roundtrip Cancún (Cozumel)**	1	$4,581	$4,181	$4,481	$4,681	$5,381	$6,181	$8,281
Feb 10	Feb 11	Feb 18	8	**Roundtrip Cancún (Cozumel)**	1	$4,581	$4,181	$4,481	$4,681	$5,381	$6,181	$8,281
Apr 9	Apr 10	Apr 25	15	**Savannah to Halifax**	1	$6,661	$6,361	$6,661	$6,961	$7,861	$8,961	$11,861
Apr 27	Apr 28	May 8	10	**Portland to Toronto**	1	$5,423	$5,023	$5,323	$5,523	$6,323	$7,223	$9,623
May 7	May 8	May 17	10	**Toronto to Chicago**	2	$5,016	$4,866	$5,166	$5,366	$6,066	$6,966	$9,266
May 16	May 17	May 26	9	**Chicago to Toronto**	2	$5,016	$4,866	$5,166	$5,366	$6,066	$6,966	$9,266
May 25	May 26	Jun 4	9	**Toronto to Chicago (Milwaukee)**	2	$5,016	$4,866	$5,166	$5,366	$6,066	$6,966	$9,266
Jun 3	Jun 4	Jun 18	14	**Roundtrip Chicago (Milwaukee)**	1	$6,943	$6,643	$6,943	$7,243	$8,243	$9,343	$12,443
Jun 17	Jun 18	Jul 2	14	**Roundtrip Chicago (Milwaukee)**	1	$6,943	$6,643	$6,943	$7,243	$8,243	$9,343	$12,443
Jul 1	Jul 2	Jul 11	9	**Chicago (Milwaukee) to Toronto**	3	$5,316	$5,416	$5,716	$5,916	$6,716	$7,616	$10,016
Jul 10	Jul 11	Jul 20	9	**Toronto to Chicago**	3	$5,316	$5,416	$5,716	$5,916	$6,716	$7,616	$10,016
Jul 19	Jul 20	Jul 29	9	**Chicago to Toronto**	3	$5,316	$5,416	$5,716	$5,916	$6,716	$7,616	$10,016
Jul 28	Jul 29	Aug 7	9	**Toronto to Chicago**	3	$5,316	$5,416	$5,716	$5,916	$6,716	$7,616	$10,016
Aug 6	Aug 7	Aug 16	9	**Chicago to Toronto**	3	$5,316	$5,416	$5,716	$5,916	$6,716	$7,616	$10,016
Aug 15	Aug 16	Aug 25	9	**Toronto to Chicago**	3	$5,316	$5,416	$5,716	$5,916	$6,716	$7,616	$10,016
Aug 24	Aug 25	Sep 5	11	**Chicago to Montréal**	3	$6,551	$6,751	$7,051	$7,351	$8,351	$9,451	$12,351
Sep 4	Sep 5	Sep 14	9	**Montréal to Detroit**	3	$5,316	$5,416	$5,716	$5,916	$6,716	$7,616	$10,016
Sep 13	Sep 14	Sep 23	9	**Detroit to Montréal**	3	$5,316	$5,416	$5,716	$5,916	$6,716	$7,616	$10,016
Sep 22	Sep 23	Oct 2	9	**Montréal to Detroit**	3	$5,316	$5,416	$5,716	$5,916	$6,716	$7,616	$10,016
Oct 1	Oct 2	Oct 11	9	**Detroit to Montréal**	2	$4,816	$4,666	$4,866	$5,066	$5,766	$6,566	$8,766
Oct 10	Oct 11	Oct 20	9	**Montréal to Boston**	2	$4,816	$4,666	$4,866	$5,066	$5,766	$6,566	$8,766
Oct 19	Oct 20	Oct 27	7	**Boston to St. John, NB**	2	$3,681	$3,431	$3,631	$3,731	$4,331	$4,931	$6,631
Oct 26	Oct 27	Nov 3	7	**St. John, NB to Boston**	2	$3,681	$3,431	$3,631	$3,731	$4,331	$4,931	$6,631
Nov 2	Nov 3	Nov 17	14	**Boston to Nassau**	1	$6,243	$5,943	$6,243	$6,443	$7,343	$8,343	$11,043
Nov 21	Nov 22	Nov 29	8	**Roundtrip Cancún (Cozumel)**	1	$4,181	$3,681	$3,881	$4,081	$4,681	$5,481	$7,381
Nov 29	Nov 30	Dec 7	8	**Roundtrip Cancún (Cozumel)**	1	$4,181	$3,681	$3,881	$4,081	$4,681	$5,481	$7,381
Dec 7	Dec 8	Dec 15	8	**Roundtrip Cancún (Cozumel)**	1	$3,981	$3,481	$3,781	$3,881	$4,481	$5,181	$6,981
Dec 15	Dec 16	Dec 23	8	**Roundtrip Cancún (Cozumel)**	1	$3,981	$3,481	$3,781	$3,881	$4,481	$5,181	$6,981
Dec 23	Dec 24	Dec 31	8	**Roundtrip Cancún (Cozumel)**	1	$3,981	$3,481	$3,781	$3,881	$4,481	$5,181	$6,981

Offer Expires 31. December 2021.

Fares shown reflect discounted rate, are per person, based on double occupancy and include port fees and gratuities. All prices listed are in U.S. Dollars. *Rates are subject to change without notice.*
For roundtrip Cancún cruises, one-night pre-cruise hotel in Cancún is included the night before cruise starts. Cruise End date shown is the date of disembarkation in Progreso. Guests will receive two nights post-cruise hotel included in Cancún.





SAVINGS LEVEL	F	E	D	C	BB	B	A	PS
1	$300	$750	$750	$1,000	$1,000	$1,000	$1,000	$1,000
2	$300	$300	$300	$300	$300	$300	$300	$300
3	N/A	N/A	N/A	N/A	N/A	N/A	N/A	N/A

SAVINGS REFLECTED ABOVE ARE PER PERSON

2023 INTERNATIONAL FARES – OCEAN VICTORY™

SAVE UP TO $2,000 PER STATEROOM

Hotel Night	Cruise Starts	Cruise Ends	Cruise Nights	Embark/Debark	SAVINGS LEVEL	F	E	D	C	BB	B	A	PS
Apr 18	Apr 19	May 2	13	**Puerto Caldera to San Diego**	1	$5,765	$6,715	$6,715	$7,265	$8,065	$10,865	$13,065	$13,765
May 5	May 6	May 16	10	**Vancouver to Sitka**	1	$5,153	$6,003	$6,003	$6,353	$7,053	$9,753	$11,753	$12,353
May 15	May 16	May 27	11	**Sitka to Vancouver**	1	$5,684	$6,634	$6,634	$7,084	$7,784	$10,784	$12,984	$13,684
May 26	May 27	Jun 6	10	**Vancouver to Sitka**	1	$5,153	$6,003	$6,003	$6,353	$7,053	$9,753	$11,753	$12,353
Jun 5	Jun 6	Jun 17	11	**Sitka to Vancouver**	2	$5,684	$7,084	$7,084	$7,784	$8,484	$11,484	$13,684	$14,384
Jun 16	Jun 17	Jun 27	10	**Vancouver to Sitka**	2	$5,153	$6,453	$6,453	$7,053	$7,753	$10,453	$12,453	$13,053
Jun 26	Jun 27	Jul 8	11	**Sitka to Vancouver**	2	$4,684	$5,784	$5,784	$6,384	$6,984	$9,284	$11,084	$11,684
Jul 7	Jul 8	Jul 18	10	**Vancouver to Sitka**	2	$5,353	$6,753	$6,753	$7,453	$8,153	$10,953	$13,053	$13,753
Jul 17	Jul 18	Jul 29	11	**Sitka to Vancouver**	2	$5,884	$7,384	$7,384	$8,184	$8,984	$11,984	$14,384	$15,084
Jul 28	Jul 29	Aug 8	10	**Vancouver to Sitka**	2	$5,353	$6,753	$6,753	$7,453	$8,153	$10,953	$13,053	$13,753
Aug 7	Aug 8	Aug 19	11	**Sitka to Vancouver**	2	$5,884	$7,384	$7,384	$8,184	$8,984	$11,984	$13,084	$15,084
Aug 18	Aug 19	Aug 29	10	**Vancouver to Sitka**	2	$5,353	$6,753	$6,753	$7,453	$8,153	$10,953	$13,053	$13,753
Aug 28	Aug 29	Sep 9	11	**Sitka to Vancouver**	1	$5,884	$6,934	$6,934	$7,484	$8,284	$11,284	$12,384	$14,384
Sep 8	Sep 9	Sep 19	10	**Vancouver to Sitka**	1	$5,153	$6,003	$6,003	$6,353	$7,053	$9,753	$11,753	$12,353
Sep 18	Sep 19	Sep 29	10	**Sitka to Vancouver**	1	$5,153	$6,003	$6,003	$6,353	$7,053	$9,753	$11,753	$12,353
Oct 3	Oct 4	Oct 17	13	**San Diego CA to Puerto Caldera**	1	$5,765	$6,715	$6,715	$7,265	$8,065	$10,865	$13,065	$13,765

2023 INTERNATIONAL FARES – OCEAN DISCOVERER™ INAUGURAL SEASON

SAVE UP TO $2,000 PER STATEROOM

Hotel Night	Cruise Starts	Cruise Ends	Cruise Nights	Embark/Debark	SAVINGS LEVEL	F	E	D	C	BB	B	A	PS
May 11	May 12	May 27	15	**Puerto Caldera to San Diego**	1	$5,806	$6,756	$6,756	$7,306	$8,006	$10,906	$13,106	$13,806
May 31	Jun 1	Jun 11	10	**Vancouver to Sitka**	1	$5,153	$6,003	$6,003	$6,353	$7,053	$9,753	$11,753	$12,353
Jun 10	Jun 11	Jun 22	11	**Sitka to Vancouver**	1	$5,684	$6,634	$6,634	$7,084	$7,784	$10,784	$12,984	$13,684
Jun 21	Jun 22	Jul 2	10	**Vancouver to Sitka**	1	$5,153	$6,003	$6,003	$6,353	$7,053	$9,753	$11,753	$12,353
Jul 1	Jul 2	Jul 13	11	**Sitka to Vancouver**	2	$5,684	$7,084	$7,084	$7,784	$8,484	$11,484	$13,684	$14,384
Jul 12	Jul 13	Jul 23	10	**Vancouver to Sitka**	2	$5,153	$6,453	$6,453	$7,053	$7,753	$10,453	$12,453	$13,053
Jul 22	Jul 23	Aug 3	11	**Sitka to Vancouver**	2	$4,784	$5,784	$5,784	$6,384	$6,984	$9,284	$11,084	$11,684
Aug 2	Aug 3	Aug 13	10	**Vancouver to Sitka**	2	$5,353	$6,753	$6,753	$7,453	$8,153	$10,953	$13,053	$13,753
Aug 12	Aug 13	Aug 24	11	**Sitka to Vancouver**	2	$5,884	$7,384	$7,384	$8,184	$8,984	$11,984	$14,384	$15,084
Aug 23	Aug 24	Sep 3	10	**Vancouver to Sitka**	2	$5,353	$6,753	$6,753	$7,453	$8,153	$10,953	$13,053	$13,753
Sep 2	Sep 3	Sep 14	11	**Sitka to Vancouver**	2	$5,884	$7,384	$7,384	$8,184	$8,984	$11,984	$14,384	$15,084
Sep 13	Sep 14	Sep 24	10	**Vancouver to Sitka**	2	$5,353	$6,753	$6,753	$7,453	$8,153	$10,953	$13,053	$13,753
Sep 23	Sep 24	Oct 5	11	**Sitka to Vancouver**	1	$5,884	$6,934	$6,934	$7,484	$8,284	$11,284	$13,684	$14,384
Oct 4	Oct 5	Oct 16	11	**Vancouver to Seattle**	1	$5,184	$6,034	$6,034	$6,384	$7,084	$9,784	$11,784	$12,384
Oct 20	Oct 21	Nov 5	15	**San Diego to Puerto Caldera**	1	$4,906	$5,656	$5,656	$5,906	$6,506	$8,906	$10,706	$11,306

Offer Expires 31. December 2021. Fares shown reflect discounted rate, are per person, based on double occupancy and include port fees and gratuities. All prices listed are in U.S. Dollars. *Rates are subject to change without notice.*

VICTORY I® AND VICTORY II™ SUITES AND STATEROOMS

OWNER'S SUITE OS

- 335 sq. ft.
- Semi-private terrace
- Queen bed
- Mini refrigerator
- Interior and exterior entrances
- Triple accommodation
- Furnished sitting area with a sofa-bed and dining table
- Deck 3

CATEGORY AA

- 161 sq. ft.
- Direct access to the open-air Promenade Deck
- Queen bed or two single beds
- Mini refrigerator
- Writing desk
- Deck 4

CATEGORY A

- 185 sq. ft.
- Queen bed or two single beds
- Writing desk
- Deck 3

CATEGORY B

- 146 sq. ft.
- Queen bed or two single beds
- Deck 3
- *Staterooms 320, 322, 345 and 346 have fixed twin beds, and are not convertible into a double or queen bed.*



CATEGORY C

- 152 sq. ft.
- Queen bed or two single beds
- Decks 2 and 3
- Staterooms 211 and 213 are connecting
- *Staterooms 347 and 348 have fixed twin beds, and are not convertible into a double or queen bed.*



CATEGORY D

- 158 sq. ft.
- Queen bed or two single beds
- Deck 1
- *Staterooms 103 and 104 have fixed twin beds, and are not convertible into a double or queen bed.*

CATEGORY E

- 160 sq. ft.
- Queen bed
- Deck 1
- Staterooms 101 and 102 have fixed queen beds.

SPECIFICATIONS

Length: 286 feet
Passenger Decks: 5
Suites and Staterooms: 101
Passengers: 202
Crew: 84

Note: Stateroom information provided is a general representation of the stateroom categories. Actual room configurations, features and amenities may vary slightly among and within stateroom categories.

OCEAN VICTORY™ AND OCEAN DISCOVERER™ SUITES AND STATEROOMS

PREMIUM SUITE WITH PRIVATE BALCONY

- 484 sq. ft.
- Queen bed or two single beds
- Living room with twin sofa-bed
- Table and chair
- Private balcony
- Deck 4

DELUXE SUITE WITH PRIVATE BALCONY

- 458 sq. ft.
- Queen bed or two single beds
- Seating area with twin sofa-bed
- Private balcony
- Deck 7

PRIVATE BALCONY SUITE

- 376-385 sq. ft.
- Queen bed or two single beds
- Seating area
- Private balcony
- ADA-accessible
- Deck 4

PRIVATE BALCONY SUITE

- 297-385 sq. ft.
- Queen bed or two single beds
- Seating area
- Private balcony
- Decks 4 and 6

DELUXE STATEROOM WITH PRIVATE BALCONY

- 254-264 sq. ft.
- Queen bed or two single beds
- Sofa
- Private balcony
- Decks 4 and 6
- *If guests wish to book two staterooms with connecting doors, this is a possibility with this cabin category.*

VIEW STATEROOM

- 236 sq. ft.
- Queen bed or two single beds
- Decks 3 and 4
- *This cabin category is close to the Mudroom, and has quick access to the Zodiac platforms for disembarkation during landings.*

STATEROOM WITH PRIVATE BALCONY

- 226-242 sq. ft.
- Queen bed or two single beds
- Sofa
- Private balcony
- Decks 4 and 6
- *If guests wish to book two staterooms with connecting doors, this is a possibility with this cabin category.*

STATEROOM WITH FRENCH BALCONY

- 226-242 sq. ft.
- Queen bed or two single beds
- Sofa
- Private balcony
- Decks 4 and 6
- *If guests wish to book two staterooms with connecting doors, this is a possibility with this cabin category.*

SPECIFICATIONS

Length: 342 feet
Passenger Decks: 6
Suites and Staterooms: 93
Passengers: 200
Crew: 100

Note: Stateroom information provided is a general representation of the stateroom categories. Actual room configurations, features and amenities may vary slightly among and within stateroom categories.

FOR MORE INFORMATION,
please reach out to our contacts as outlined below:

AMERICAN QUEEN® STEAMBOAT COMPANY

VICTORY® CRUISE LINES

CRUISE World

Contact Cruise World on 09 917 4440 | 0800 500 732
info@cruiseworld.co.nz | www.cruiseworld.co.nz

©2021 American Queen Steamboat Operating Company, LLC
©2021 Victory Operating Company, LLC. Vessel Registry: Bahamas

IN197