



ABC BOAT HIRE

— ABC —

CANAL BOAT

— HOLIDAYS —

2024

CRUISE
WORLD 

Contact Cruise World on 09 917 4440 | 0800 500 732
info@cruiseworld.co.nz | www.cruiseworld.co.nz

EASY AS...

A UNIQUE AND RELAXING WAY TO EXPLORE THE TRUE BEAUTY OF THE UK. SEEING THE COUNTRY ON ONE OF OUR CANALS IS AS EASY AS A, B, C...

A

CHOOSE YOUR BASE

From charming towns in the Midlands to Falkirk high up in Scotland, you can begin your boating holiday anywhere you like - just take your pick.

B

CHOOSE YOUR ROUTE

For each of our base destinations, we offer a variety of scenic routes that range from long weekends to two week breaks across the UK.

C

CHOOSE YOUR BOAT

With WiFi, plenty of sleeping space and modern amenities, our 29 classes of boats are perfect for relaxing breaks with loved ones.

BOOK YOUR CANAL BOATING BREAK TODAY
CALL US ON 0330 333 0590 OR EMAIL INFO@ABCBOATHIRE.COM OR VISIT WWW.ABCBOATHIRE.COM

ALDERMASTON WHARF

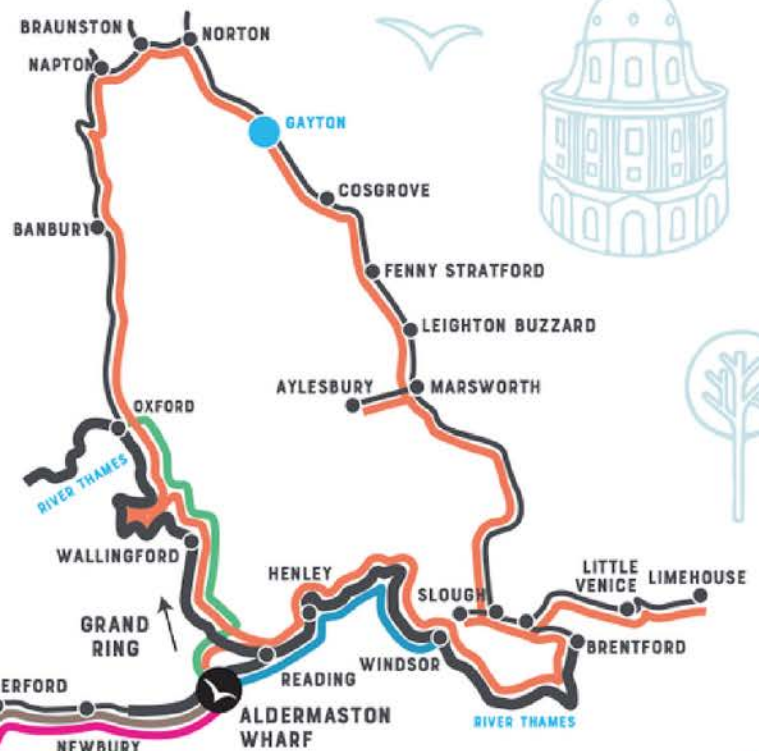
FROM ALDERMASTON YOU CAN CRUISE ALONG THE KENNET & AVON CANAL OR ACCESS THE RIVER THAMES (THAMES LICENCE INCLUDED) NEARBY TOWNS INCLUDE NEWBURY, HENLEY AND READING, WITH ALDERMASTON RAILWAY STATION ALSO CLOSE BY.

BERTHS AVAILABLE 2 - 12 (SEE BOAT LAYOUTS ON PAGES 44 - 57)

BERKSHIRE, RG7 4JS

TEL: 0118 9714 123

WWW.ALDERMASTONWHARF.COM



PEWSEY & RETURN

7 NIGHTS · CRUISING TIME PER DAY 6½HRS · TOTAL LOCKS 90 · ROUTE TIME 43 HOURS

Begin your journey by cruising west to the picturesque market town of Newbury. You'll come across a number of nice pubs in the canalside village of Kintbury, before arriving in Hungerford. From there, you'll travel onto Great Bedwyn and Crofton Pump Station, which is home to the world's oldest working beam engine. Finally, as you travel onwards to the village of Pewsey, be sure to stop by Wootton Rivers to explore the history and traditions.

P8 N7 L20 H1

WINDSOR & RETURN

7 NIGHTS · CRUISING TIME PER DAY 5½HRS · TOTAL LOCKS 42 · ROUTE TIME 36 HOURS

Enjoy a short cruise to Reading, where you join the Thames and travel downstream through the rowing town of Henley and the charming town of Marlow, where Mary Shelley and T.S. Eliot once lived. Moor up at Taplow for a visit to Cliveden House and spoil yourself to some fine dining at either Heston Blumenthal's Fat Duck or the Roux brothers' Waterside Inn. If you continue on from here, you'll arrive in Windsor, where children will be treated with Legoland and Windsor Castle.

P8 N7 L20 L23

OXFORD & RETURN

7 NIGHTS · CRUISING TIME PER DAY 7HRS · TOTAL LOCKS 48 · ROUTE TIME 43 HOURS

Join the River Thames at Reading and cruise to Oxford, the city of dreaming spires. With its mix of ancient and modern sights, there is always plenty to do and see in Oxford.

P8 N7 L20

LIMEHOUSE & RETURN

10 NIGHTS · CRUISING TIME PER DAY 8HRS · TOTAL LOCKS 114 · ROUTE TIME 87 HOURS

You must inform us at the time of booking that you intend to take this route and evidence of suitable canal boat experience must be provided. Limehouse & return is only available via the Regents Canal from Brentford.

If you have more time to explore into London, then this route will take you down onto the River Thames, past Henley, Marlow, Hampton Court Bridge, Teddington, then onto the Grand Union Canal up to Little Venice, London Zoo and Camden market. At Henley you could visit The River and Rowing Museum (www.rrm.co.uk). From there, you will pass Runnymede near Egham, which is notable for its association with the Magna Carta and current collection of memorials. At Staines there is Thorpe Park (www.thorpepark.com), a theme park full of exciting rides and games for kids.

N7 L22 L23 G29

THE GRAND RING

14-21 NIGHTS · CRUISING TIME PER DAY 6-9HRS · TOTAL LOCKS 175 · ROUTE TIME 126 HOURS

You must inform us at the time of booking that you intend to take this route and evidence of suitable canal boat experience must be provided. The Thames River Licence price is included in your hire charge from Aldermaston but will need to be paid if starting from Gayton Marina (please contact the marina directly).

To fully enjoy this route, we recommend ensuring you have at least 2 weeks booked. During your trip, some highlights you can look forward to enjoying are charming towns and cities such as Oxford, Banbury and Leighton Buzzard.

N1 N7 G29

BATH & RETURN

14 NIGHTS · CRUISING TIME PER DAY 6½HRS · TOTAL LOCKS 176 · ROUTE TIME 82 HOURS

This route will take you along the Kennet & Avon past two surviving turf-sided locks. You'll follow through to Pewsey, along Devizes and then down to the Caen Hill flight of locks. From our Hilpertown Marina, you can pick up the Bath and return route.

P8 N7 L20 H1

SHORT BREAKS

WEEKENDS: FRIDAY-MONDAY (3 NIGHTS)

MIDWEEK: MONDAY-FRIDAY (4 NIGHTS)

NEWBURY & RETURN

3 NIGHTS · CRUISING TIME PER DAY 5HRS · TOTAL LOCKS 22 · ROUTE TIME 12 HOURS

Cruise to the picturesque market town of Newbury, which boasts some lovely 17th century buildings or spend a day at the races.

P8 N7 L20 H1

HUNGERFORD & RETURN

4 NIGHTS · CRUISING TIME PER DAY 7½HRS · TOTAL LOCKS 42 · ROUTE TIME 23 HOURS

Take a cruise to Hungerford and visit the famous antique shops and beautiful waterfront.

P8 N7 L20 H1

HENLEY & RETURN

3-4 NIGHTS · CRUISING TIME PER DAY 6-7HRS · TOTAL LOCKS 30 · ROUTE TIME 20 HOURS

Go up onto the River Thames and travel to the 12th century market town of Henley.

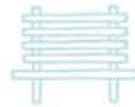
N7 L23 G29

ALVECHURCH

ALVECHURCH MARINA IS AT THE HEART OF AN EXTREMELY VARIED CANAL NETWORK WITH A SELECTION OF ROUTES AROUND THE MIDLANDS. LOCAL TO THE MARINA IS THE IMPRESSIVE 30 LOCK TARDEBIGGE FLIGHT AND ON-SITE IS THE AWARD-WINNING WEIGHBRIDGE PUB (WWW.THE-WEIGHBRIDGE.CO.UK).

BERTHS AVAILABLE 2 - 12
(SEE BOAT LAYOUTS ON PAGES 44 - 57)

WORCESTERSHIRE, B48 7SQ
TEL: 0121 445 1133
WWW.ALVECHURCHMARINA.COM



STOURPORT RING

**7 NIGHTS • CRUISING TIME PER DAY 7½HRS •
TOTAL LOCKS 116 • ROUTE TIME 52 HOURS**

A route of contrasts, this journey takes you into the centre of Birmingham, where you'll experience both the 21st and 19th century sides of the city. Enjoy trips to The Symphony Hall, National Indoor Arena and Sea Life Centre (with the kids), or stop by the Bull Ring for an afternoon of shopping delight. This route can also be travelled from our Galley and Worcester Marinas.

P1 N2 L16

STRATFORD-UPON-AVON & RETURN

**7 NIGHTS • CRUISING TIME PER DAY 7HRS •
TOTAL LOCKS 110 • ROUTE TIME 43 HOURS**

From Alvechurch, you will travel up to Kings Norton Junction and then down the Stratford-upon-Avon Canal. For more details on Stratford, go to www.stratford-upon-avon.co.uk.

P2 N2 L15

THE BLACK COUNTRY RING

**7 NIGHTS • CRUISING TIME PER DAY 8HRS •
TOTAL LOCKS 80 • ROUTE TIME 52 HOURS**

This route has lots of family activities and a rich mixture of canal scenery. The ring can also be started at our Galley Marina.

P2 N2 N3L12

HOLIDAY PROPERTY ALSO AVAILABLE AT THIS LOCATION PLEASE SEE:
WWW.ABCHOLIDAYCOTTAGES.COM

SHORT BREAKS

WEEKENDS: FRIDAY-MONDAY (3 NIGHTS)
MIDWEEK: MONDAY-FRIDAY (4 NIGHTS)

LAPWORTH & RETURN

**3/4 NIGHTS • CRUISING TIME PER DAY
4½-6½HRS • TOTAL LOCKS 0-36
• ROUTE TIME 14-23 HOURS**

Head north towards Birmingham, but then turn onto the Stratford Canal towards the Lapworth Flight of locks. Stop at the top of Lapworth Flight for a relaxing route with no locks - a good first time route - or for those that want to just enjoy the canal and countryside without the locks. Take a 4 night break and travel down the locks to Kingswood Junction or travel a few more hours to take in Knowle, Hatton Flight or Wootton Wawen.

P2 N2 L15

AVON RING

**10-14 NIGHTS • CRUISING TIME PER DAY 6HRS •
TOTAL LOCKS 139 • ROUTE TIME 59 HOURS
(Additional licence required for River Avon)**

This route will take you on both the River Severn and Avon, and to fully enjoy it you will need at least 10 or 11 nights. You will need a licence for the River Avon (go to www.avonnavigationtrust.org for more details). This is an energetic route that takes in Worcester, Tewkesbury, Evesham and Stratford-upon-Avon and it is a great route to explore the history of the Heart of England. If you travel for 2 weeks, you can also detour down to Gloucester with its docks, warehouses and museums (www.thecityofgloucester.co.uk).

P2 N2 L15

WARWICKSHIRE RING

**7-14 NIGHTS • CRUISING TIME PER DAY 6HRS •
TOTAL LOCKS 128 • ROUTE TIME 65 HOURS**

This route can be completed from Alvechurch Marina in 10 nights by more experienced boaters, but to enjoy this trip at a more relaxed pace, we advise that you take 14 nights to complete it. The route can also be completed from Gayton and Rugby.

P6 N3 L13

DROITWICH CANAL

**7 NIGHTS • CRUISING TIME PER DAY 5HRS •
TOTAL LOCKS 76-92 • ROUTE TIME 30 HOURS**

This canal can be cruised as part of the Stourport Ring or as a leisurely return route.

P1 N2 D1

BIRMINGHAM & RETURN

**3 NIGHTS • CRUISING TIME PER DAY 5HRS •
TOTAL LOCKS 0 • ROUTE TIME 10 HOURS**

A relaxing route that will take you through countryside and then into the hustle and bustle of Birmingham city centre (www.visitbirmingham.com).

P1 N2 L16

ANDERTON

ANDERTON MARINA IS LOCATED IN THE NORTH WEST OF ENGLAND AND IT IS IDEAL FOR CRUISING THE TRENT AND MERSEY AND THE CHESHIRE RING. LOCATED CLOSE TO THE MARINA IS THE HISTORIC ANDERTON BOAT LIFT, ONE OF THE SEVEN WONDERS OF THE WATERWAYS.

BERTHS AVAILABLE 2 - 12 (SEE BOAT LAYOUTS ON PAGES 44 - 57)

CHESHIRE, CW9 6AJ
TEL: 01606 79642
WWW.ANDERTONMARINA.COM



THE CHESHIRE RING

**7-14 NIGHTS · CRUISING TIME PER DAY 8HRS ·
TOTAL LOCKS 92 · ROUTE TIME 53 HOURS**

We recommend travelling this ring clockwise, heading up to Manchester. The ring takes in the whole of the Macclesfield Canal, parts of the Trent & Mersey, Bridgewater, Rochdale, Ashton and Peak Forest Canals, providing a range of scenery. Enjoy glorious scenery as the Macclesfield Canal skirts the edge of the Pennines. If time allows, why not take a detour from Marple along the Peak Forest Canal and enjoy stunning views. You will cruise through the heart of Manchester and moor at Castlefield to explore the city and places.

P5 N5 L5

FOUR COUNTIES RING

**10-11 NIGHTS · CRUISING TIME PER DAY 6½HRS ·
TOTAL LOCKS 102 · ROUTE TIME 70 HOURS**

From Anderton, you will travel down to Middlewich to join the ring. This is one of the more rural cruising rings taking you through the counties of Cheshire, Staffordshire, Shropshire and the West Midlands. This route can also be taken from our Gailey, Wrenbury and Blackwater Meadow Marinas.

P4 N4 L10

CHESTER OR ELLESMERE PORT & RETURN

**7-10 NIGHTS · CRUISING TIME PER DAY 5½-7HRS
TOTAL LOCKS 44 · ROUTE TIME CHESTER 34 HOURS
ELLESMERE PORT 41 HOURS**

On this popular countryside route the locks are well spaced for easy cruising. Travel to Chester and then retrace your steps back to the marina, which is a popular week for first time boaters. You can also continue past Chester along the Shropshire Union main line to its historic terminal on the River Mersey at Ellesmere Port. Mooring in Chester is within easy reach of the walled city centre with its medieval 'rows' where there are a variety of shops, galleries and the majestic cathedral.

P3 N4 L8

THE PENNINE RING

**21 NIGHTS · CRUISING TIME PER DAY 6½HRS ·
TOTAL LOCKS 227 · ROUTE TIME 128 HOURS**

The restored Huddersfield Narrow Canal crosses the Pennines to complete the fantastic Pennine Ring. At 5,698 yards, the Standedge Tunnel is the longest and highest in Britain. Please note, the passage requires pre-booking with the Standedge Visitor Centre (call: 01484 844298). East of Huddersfield, the canal is wider and the locks are shorter, so the maximum length of a boat able to complete the circuit is 58ft.

P5 P9 N5

SHORT BREAKS

**WEEKENDS: FRIDAY-MONDAY (3 NIGHTS)
MIDWEEK: MONDAY-FRIDAY (4 NIGHTS)**

LYMM & RETURN

**3 NIGHTS · CRUISING TIME PER DAY 9HRS ·
TOTAL LOCKS 2 · ROUTE TIME 14 HOURS**

Cruise above the River Weaver and its valley where the only lock has a drop of just six inches! Preston Brook has a tunnel of nearly a mile, and there are also two shorter ones on this route.

P5 N5 L5

RIVER WEAVER VIA ANDERTON BOAT LIFT & RETURN

**4 NIGHTS · CRUISING TIME PER DAY 5HRS ·
TOTAL LOCKS 10 · ROUTE TIME 15 HOURS
(SOME EXPERIENCE REQUIRED)
(PRE-BOOKING FOR THE BOAT LIFT REQUIRED)**

A stunning feat of 19th Century engineering, the Anderton boat lift carries two boats at a time hydraulically, one up and one down.

At the centre of the Cheshire salt-making region, the River Weaver is steeped in industrial history, yet bristling with wildlife and beautiful scenery.

P4 N4 L5

BEESTON & RETURN

**4 NIGHTS ·
CRUISING TIME PER DAY 8½-10HRS
· TOTAL LOCKS 26 · ROUTE TIME 25 HOURS**

Cruise past Nantwich to the village of Beeston and visit the Castle. With spectacular views, Beeston is one of the most dramatically sited medieval castles in England.

P3 N4 L8

NANTWICH & RETURN

**3 NIGHTS ·
CRUISING TIME PER DAY 8½-10HRS
· TOTAL LOCKS 16 · ROUTE TIME 22 HOURS**

Easy cruising south from Anderton with splendid scenery and good pubs. The lovely medieval town of Nantwich, with its distinctive black and white architecture, is a brisk ¼ hour walk from the canal.

P3 N4 L8

BLACKWATER MEADOW

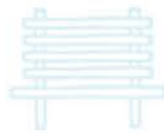
SITUATED CLOSE TO THE ELLESMERE ARM ON THE LLANGOLLEN CANAL, THIS ROUTE OFFERS SCENIC BEAUTY AND BREATHTAKING ENGINEERING. IT'S OUR CLOSEST BASE TO LLANGOLLEN IF YOU WANT TO VISIT ON A SHORT BREAK.

BERTHS AVAILABLE 2 - 10 (SEE BOAT LAYOUTS ON PAGES 44 - 57)

SHROPSHIRE, SY12 9DD

TEL: 01691 624391

WWW.BLACKWATERMEADOW.COM



LLANGOLLEN CANAL

7 NIGHTS · CRUISING TIME PER DAY 4HRS · TOTAL LOCKS 4 · ROUTE TIME 24 HOURS

The Llangollen Canal has some beautiful scenery and breathtaking engineering, and it is one of the most popular canals in Britain. It combines the gentle countryside of Shropshire with magnificent Wales. It boasts one of the most striking features on the UK canal network - the Pontcysyllte Aqueduct, which you will have to travel across before you get to Llangollen. So how do you pronounce Pontcysyllte? Aim at something like "Pont-kersulty". Unusually, this canal has a flow of 2mph as it feeds other canals, so the outbound journey will always be slower than on the way back. In a week from Blackwater you will be able to take a leisurely cruise and spend more time enjoying the activities around Llangollen (www.llangollen.org.uk) or you could decide to return and either go down the Montgomery Canal or up to Whitchurch where we have another marina. (You must pre-book your passage if you plan to travel down the Montgomery Canal).

P3 N4 L8 H2

CHESTER OR ELLESMERE PORT & RETURN

7-10 NIGHTS CRUISING TIME PER DAY 6-7 1/2 HRS · TOTAL LOCKS 66/74 · ROUTE TIME CHESTER 46 HOURS ELLESMERE PORT 55 HOURS

From Blackwater you will travel up the Llangollen Canal, past our Whitchurch and Wrenbury Marinas to join the Shropshire Union Canal. Travelling to Chester can be completed in a week - visit www.abcboathire.com for more detailed information. If you want to take more time out in Chester and travel on to Ellesmere Port, then take a longer break from Blackwater. Chester has plenty to do such as walking the City Walls, visiting the cathedral, shopping or dining out (be inspired and find more details at www.visitchester.com).

P3 N4 L8

THE CHESHIRE RING

14 NIGHTS · CRUISING TIME PER DAY 7HRS · TOTAL LOCKS 137 · ROUTE TIME 93 HOURS

This is a longer ring from Blackwater where you will again travel up the Llangollen Canal to join the Shropshire Union. Visit www.abcboathire.com for more detailed information.

P3 P5 N4 N5 L5 L8

FOUR COUNTIES RING

14 NIGHTS · CRUISING TIME PER DAY 7HRS · TOTAL LOCKS 132 · ROUTE TIME 90 HOURS

Travel up the canal to the Shropshire Union to begin the ring. Visit www.abcboathire.com for more detailed information.

P3 P5 N4 L8 L10

HOLIDAY PROPERTY ALSO AVAILABLE AT THIS LOCATION, PLEASE SEE: WWW.ABCHOLIDAYCOTTAGES.COM

SHORT BREAKS

**WEEKENDS: FRIDAY-MONDAY (3 NIGHTS)
MIDWEEK: MONDAY-FRIDAY (4 NIGHTS)**

CHIRK & RETURN

3-4 NIGHTS · CRUISING TIME PER DAY 5HRS · TOTAL LOCKS 4 · ROUTE TIME 10 HOURS

Towards the Welsh border at Chirk, the country's fine hills come into view and the scenery becomes altogether more dramatic.

P3 N4 L8 H2

LLANGOLLEN & RETURN

3 NIGHTS · CRUISING TIME PER DAY 8HRS · TOTAL LOCKS 4 · ROUTE TIME 17 HOURS

4 NIGHTS · CRUISING TIME PER DAY 7HRS · TOTAL LOCKS 4 · ROUTE TIME 17 HOURS ·

The canal hugs the side of the River Dee valley on its approach to the town of Llangollen. This is a 3 or 4 night break - during the summer period you may need to allow more time to complete. You must pre-book your passage if you plan to travel the Montgomery Canal.

P3 N4 L8 H2



FALKIRK

EXPLORE THE LOWLANDS OF SCOTLAND WITH EASY CRUISING AND EXPERIENCE THE INCREDIBLE FALKIRK WHEEL LINKING THE UNION CANAL AND THE FORTH & CLYDE CANAL.

BERTHS AVAILABLE 2 - 8
(SEE BOAT LAYOUTS ON PAGES 44 - 57)

SCOTLAND, FK1 4RS
TEL: 01324 627212
WWW.FALKIRKWHARF.COM

WIDE BEAM BOAT AVAILABLE



The Scottish Lowland Canals are quite different from the canals typical of England and Wales. The Forth & Clyde is much wider than the average English canal. The Union Canal is a contour canal and has no locks at all or bridges that have to be opened. Scottish Canals staff currently operate all of the locks and bridges and boaters are not allowed to operate the locks themselves, although help is happily accepted. Between Falkirk and Glasgow there are four locks and three road bridges with a further 18 locks and a number of pedestrian bridges between Glasgow and the Clyde at Bowling. Both the Forth & Clyde and Union Canals were closed in the early 1960s and it was not until lottery funding was obtained in 1999 that

restoration works rejoined the cities of Glasgow and Edinburgh by canal. At a quarter of the cost of the overall £84.5 million project, the Falkirk Wheel is the most significant structure by far, but only one link in the scheme involving rebuilding bridges, clearing blockages and cutting new stretches of canal. For more facts and figures visit their website: www.thefalkirkwheel.co.uk (or ring 01324 619888) but in summary, the 25m level difference between the canals is traversed via a pair of gondolas, which together carry 600 tonnes of water to the 100m aqueduct at the top of the 35m diameter wheel. (TIC 01324 620244 / www.scottish.heartlands.org).



EDINBURGH & GLASGOW

**7 NIGHTS · CRUISING TIME PER DAY VARIES
DEPENDING ON WHEEL/LOCK/BRIDGE BOOKINGS
4-8HRS PER DAY · ROUTE TIME 44 HOURS**

Complete the width of Scotland, and back, visiting both cities in a one week holiday. You will cruise the Union Canal to Edinburgh Quay, over aqueducts, through tunnels and past tranquil scenery as well as the Forth and Clyde canal to Glasgow.

Please note, if you're choosing to do this route you will probably need to contribute more for fuel than the deposit amount.

Please note that if you wish to cruise West towards Glasgow along the Forth & Clyde Canal you will have to book a time for Bonnybridge Lift Bridge to be opened for you.

Also, if you wish to travel the Kelpies, you need to book your passage. You should call the Scottish Canals Boat Movement Team on 07810 794 467 at least a week before your holiday.

BOWLING & RETURN

**7 NIGHTS · CRUISING TIME PER DAY 6HRS ·
TOTAL LOCKS 44 · ROUTE TIME 33 HOURS**

The Forth & Clyde Canal follows the Clyde Estuary all the way down to the old ship building village of Bowling - a pleasant boating haven. The route has a rich mix of industry old and new, stunning views of the Clyde and relics of the ship building era.

**VISIT THE HELIX PROJECT AND THE KELPIES AT
GRANGEMOUTH. IF YOU WOULD LIKE TO EXTEND
YOUR HOLIDAY TO INCLUDE THIS TRIP, PLEASE
ALLOW FOR AN EXTRA 3 NIGHTS.**

The new Forth & Clyde Canal extension and towpath will provide a 1 km link from the existing Forth & Clyde Canal down to a new sea lock on the River Carron and out to the Firth of Forth. The Kelpies form the centrepiece to this new piece of canal, surrounded by the Kelpies Canal Hub. For more information, visit www.thehelix.co.uk

SHORT BREAKS

**WEEKENDS: FRIDAY-MONDAY* (3 NIGHTS)
MIDWEEK: MONDAY-FRIDAY* (4 NIGHTS)**

*Excluding Mist
and Spirit classes

GLASGOW & RETURN

**3 NIGHTS · CRUISING TIME PER DAY 6½-10HRS ·
TOTAL LOCKS 8 · ROUTE TIME 18 HOURS**

Four evenly spaced locks after Bonnybridge take the canal up to the broad, straight section before Auchinstarry. The majestic Campsie Fells rise from the valley that the canal shares with the River Kelvin, and the scenery is superb as the canal then follows contours for the rest of its journey to Glasgow. The canal arm south towards Applecross Street Basin in Glasgow, looks down to where the River Kelvin winds from the university past the museums and botanical gardens. A major port, with a shipping history back to the 18th century, Glasgow has a wealth of museums and collections. The art galleries and museums of Glasgow are never without examples by Charles Rennie Mackintosh — there is even a church designed by him in the city. Discover more at www.glasgowguide.co.uk

EDINBURGH & RETURN

**4 NIGHTS · CRUISING TIME PER DAY 6-10HRS ·
TOTAL LOCKS 6 · ROUTE TIME 22 HOURS**

This cruise starts via the Falkirk Wheel and the new Rough Castle Tunnel. Two new locks and a mile of new canal join the original canal at the site of the summit of the flight of 11 locks that used to join the two canals. The stalactites and rock-hewn sections of the Falkirk tunnel are a treat for the budding geologist. Amongst the numerous minor aqueducts en route, three to note are the 12 arch, 85ft Avon Aqueduct and the Almond and Slateford Aqueducts, both at 75ft high. Beecraigs Country Park (01506 844516 / www.beecraigs.com) and the beautifully preserved remains of Linlithgow Palace on the shore of Linlithgow Loch (0131 668 8600 / www.historic-scotland.gov.uk) are within easy reach of the canal. (TIC 01506 844600). Discover more at www.edinburgh.org.uk.

ROVER TICKET

If travelling from Falkirk, a rover ticket will be charged by Scottish Canals for use of the canals. This will be a flat charge of £25 for any holiday over three nights. If your trip is three days or less, you will be charged £15. This ticket will be administered by Scottish Canals and payable on the first day of your holiday via the Falkirk Office.



GAILEY

DISCOVER THE PEACEFUL STAFFORDSHIRE, SHROPSHIRE AND CHESHIRE COUNTRYSIDE, OR THE VIBRANT AND CONTRASTING GAS STREET BASIN IN BIRMINGHAM - HOME OF THE CANALS! HEAD NORTH TO THE HISTORIC POTTERIES AND THE CALDON CANAL, OR GO FURTHER AFIELD INTO WORCESTERSHIRE & BEYOND. FOR A LONGER TRIP, TRAVEL THROUGH SHROPSHIRE AND VENTURE ON TO THE BEAUTIFUL LLANGOLLEN CANAL.

BERTHS AVAILABLE 2 - 8 (SEE BOAT LAYOUTS ON PAGES 44 - 57)

STAFFORDSHIRE, ST19 5PR
TEL: 01902 790612
WWW.GAILEYWHARF.COM



THE BLACK COUNTRY RING

7 NIGHTS · CRUISING TIME PER DAY 7½HRS · TOTAL LOCKS 78 · ROUTE TIME 47 HOURS

Gailey is ideally placed for this ring, and takes you on the Staffordshire & Worcestershire Canal, through the water fronts of Birmingham via the new Main Line, onto the Birmingham & Fazeley and the Trent & Mersey. The route is a varied mix of urban and countryside and offers family activities along the way. Birmingham has its shopping, restaurants and art galleries, plus the Sea Life Centre and museums for the children (see www.bmag.org.uk).

Visit the Black Country Museum and live the story of the Black Country (www.bclm.co.uk). There is also Dudley Zoo and Castle (www.dudleyzoo.org.uk), Drayton Manor Park (www.draytonmanor.co.uk) and Shugborough Hall (www.shugborough.org.uk), which are perfect for a family day out.

P1 N3 L12

NANTWICH & RETURN

7 NIGHTS · CRUISING TIME PER DAY 6½HRS · LOCKS 58 · ROUTE TIME 41 HOURS

Ideal for first timers or those looking for a relaxing break. Leaving Gailey, you'll head south down the Staffordshire & Worcestershire Canal to Atherley Junction then cruise the Shropshire Union with Market Drayton, Audlem and Nantwich along the way. Retrace your steps back to Gailey and enjoy the new perspective that this will give.

P4 N4 L10

STOURPORT & RETURN

7 NIGHTS · CRUISING TIME PER DAY 6HRS · TOTAL LOCKS 58 · ROUTE TIME 38 HOURS

A comfortable cruise along the pretty Staffs & Worcs Canal. If you wanted to go past Stourport you could continue to Worcester, which is a total of 72 locks and needs 8 hours cruising per day. Kinver Village is also worth a stop for shopping and excellent pubs. If you're an energetic boater, you'll be rewarded with extensive views after a climb up Kinver Edge.

P1 N2 L16

STOURPORT RING

7 NIGHTS · CRUISING TIME PER DAY 9½HRS · TOTAL LOCKS 118 · ROUTE TIME 59 HOURS

Visit www.abcboathire.com for more detailed information.

P1 N2 L16

CALDON CANAL & RETURN

7 NIGHTS · CRUISING TIME PER DAY 7½HRS · TOTAL LOCKS 94 · ROUTE TIME 47 HOURS

An alternative to the four counties ring but equally energetic. You will head up towards the Peak District and enter the Churnet Valley with its stunning countryside. The canal terminates at Froghall where you turn and retrace your steps.

P4 N4 L10

FOUR COUNTIES RING

7 NIGHTS · CRUISING TIME PER DAY 9HRS · TOTAL LOCKS 92 · ROUTE TIME 56 HOURS

This route takes you along the wonderfully rural Staffordshire & Worcestershire Canal to Great Haywood Junction. Passing under a distinctive roving bridge, you join the Trent & Mersey Canal heading north towards the Potteries and Peak District. Rolling Staffordshire countryside leads you to Stoke-on-Trent, the Wedgwood Visitor Centre and the impressive 2926-yard long Harecastle Tunnel. The scenery on the climb up 'Heartbreak Hill' to the summit at Kidsgrove is fantastic. Beyond Harecastle, the 13 miles to the salt town of Middlewich sees the canal descend 31 locks to the Cheshire Plains. The short Middlewich arm links the Trent and Mersey Canal to the Shropshire Union Canal, again through more glorious countryside. Be sure not to miss the Bottle Kilns at Etruria.

P4 N4 L10

LLANGOLLEN & RETURN

14 NIGHTS · CRUISING TIME PER DAY 7HRS · TOTAL LOCKS 100 · ROUTE TIME 94 HOURS

Enjoy a two-week cruise heading to beautiful Llangollen renowned for spectacular scenery.

P3 P4 N4 L8 L10 H2

SHORT BREAKS

**WEEKENDS: FRIDAY-MONDAY (3 NIGHTS)
MIDWEEK: MONDAY-FRIDAY (4 NIGHTS)**

NORBURY & RETURN

3 NIGHTS · CRUISING TIME PER DAY 6½HRS · TOTAL LOCKS 4 · ROUTE TIME 15 HOURS

A leisurely route where you get to relax and unwind.

P4 N4 L10

MARKET DRAYTON & RETURN

4 NIGHTS · CRUISING TIME PER DAY 7½HRS · TOTAL LOCKS 14 · ROUTE TIME 24 HOURS

Extend your Norbury and return trip to Market Drayton.

P4 N4 L10

STONE & RETURN

4 NIGHTS · CRUISING TIME PER DAY 7½HRS · TOTAL LOCKS 30 · ROUTE TIME 24 HOURS

Travel up the Trent & Mersey to the market town of Stone.

P4 N4 L10

GREAT HAYWOOD & RETURN

3 NIGHTS · CRUISING TIME PER DAY 6HRS · TOTAL LOCKS 22 · ROUTE TIME 14 HOURS

Go up to the Great Haywood Junction and you might want to visit Shugborough Hall.

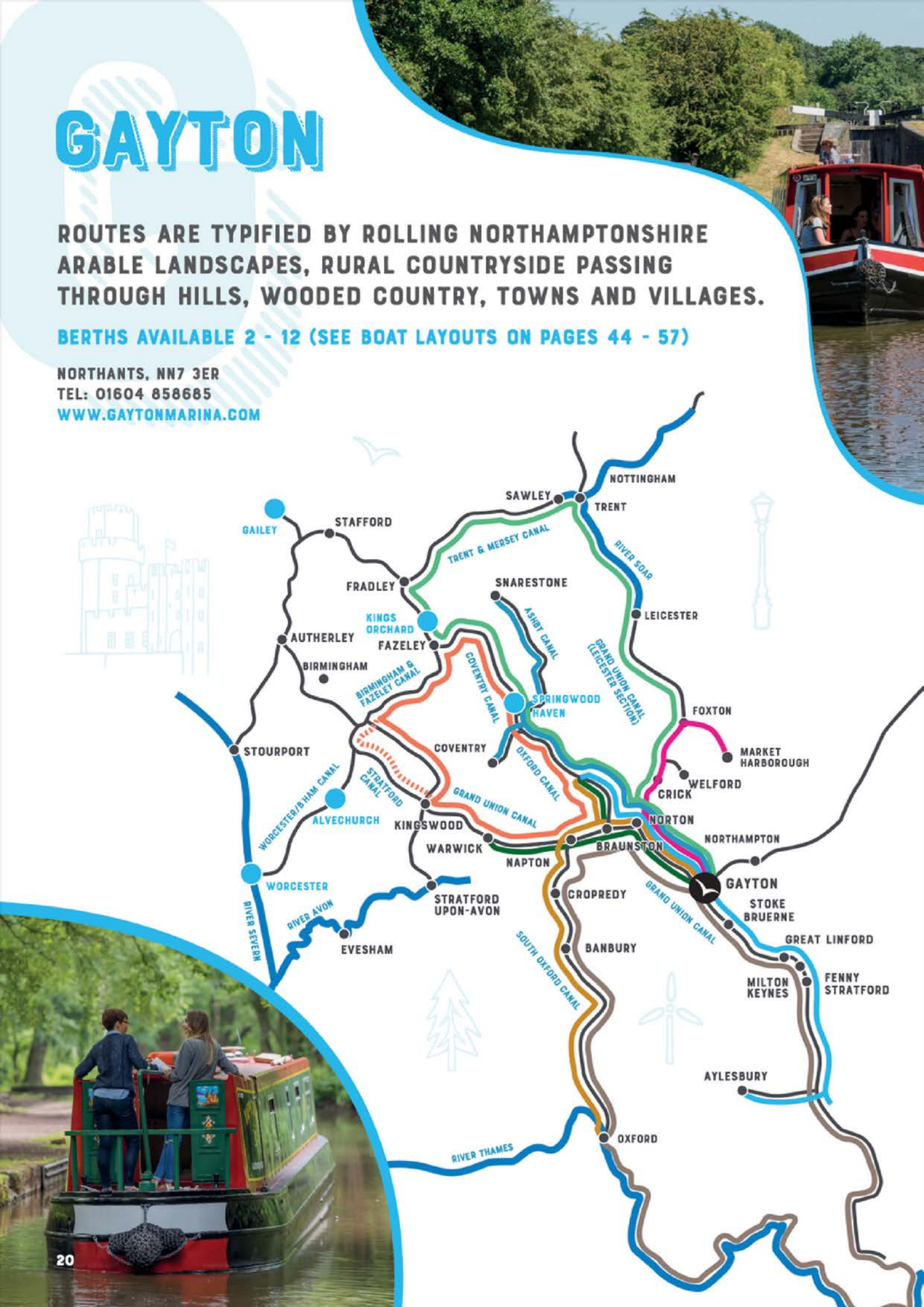
P4 N4 L10

GAYTON

ROUTES ARE TYPIFIED BY ROLLING NORTHAMPTONSHIRE ARABLE LANDSCAPES, RURAL COUNTRYSIDE PASSING THROUGH HILLS, WOODED COUNTRY, TOWNS AND VILLAGES.

BERTHS AVAILABLE 2 - 12 (SEE BOAT LAYOUTS ON PAGES 44 - 57)

NORTHANTS, NN7 3ER
TEL: 01604 858685
WWW.GAYTONMARINA.COM



MARKET HARBOROUGH & RETURN

7 NIGHTS · CRUISING TIME PER DAY 6HRS · TOTAL LOCKS 48 · ROUTE TIME 40 HOURS

This experienced route is popular with those seeking something different - if you don't mind a bit of exercise. Cruise up the Grand Union Canal to Norton, then up the Leicester section for a short while towards Leicester. On the way to Market Harborough you will encounter two tunnels, two sets of staircase locks and mile after mile of open countryside.

P7 N1 N3 L14 L18

AYLESBURY & RETURN

7-10 NIGHTS · CRUISING TIME PER DAY 6HRS · TOTAL LOCKS 84 · ROUTE TIME 46 HOURS

A good route for the first timers, you'll journey through delightful countryside, taking in the Great Ouse Aqueduct at Cosgrove, Milton Keynes. You'll then arrive in Aylesbury, with the attractive old town centre just a short walk from the canal basin.

P7 N1 L18

WARWICKSHIRE RING

10-11 NIGHTS · CRUISING TIME PER DAY 7HRS · TOTAL LOCKS 120 · ROUTE TIME 76 HOURS

Visit www.abcboathire.com for more detailed information.

P6 N3 L13

LEICESTER / EAST MIDLANDS RING

14 NIGHTS · CRUISING TIME PER DAY 6½HRS · TOTAL LOCKS 115 · ROUTE TIME 88 HOURS

A pleasant two week cruise through parts of Staffordshire, Warwickshire, Leicestershire and Derbyshire. This route can also be completed from Rugby and Union Wharf. Visit www.abcboathire.com for more detailed information.

P7 N1 N3

COVENTRY OR SNARESTONE & RETURN

7 NIGHTS · CRUISING TIME PER DAY 6-8HRS · TOTAL LOCKS 34 · ROUTE TIME COVENTRY 40 HOURS SNARESTONE 54 HOURS

With only 17 locks each way between Gayton and Coventry, this is one of the easiest one-week routes. The remote and rural Ashby Canal for Snarestone offers 23 miles of lock free cruising after Marston. You can moor at Shenton for Bosworth Battlefield Visitor Centre (www.bosworthbattlefield.com).

P6 P7 N1 N3 L14 L18

BANBURY & RETURN

7 NIGHTS · CRUISING TIME PER DAY 7HRS · TOTAL LOCKS 70 · ROUTE TIME 43 HOURS

This is a popular cruise through pretty Cotswold countryside. Visit www.abcboathire.com for more detailed information.

P7 N1 L17 L18

OXFORD & RETURN

10-11 NIGHTS · CRUISING TIME PER DAY 6½HRS · TOTAL LOCKS 104 · ROUTE TIME 74 HOURS

Continue on past Banbury to Oxford, the 'City of Dreaming Spires'. Oxford has lots to offer including historical places such as Blenheim Palace & Christ Church College. You could also go shopping or dine out at any one of the lovely shops, cafes and restaurants. It's definitely a popular choice for those who want to stretch their holiday for more than a week. (See more at www.visitoxfordandoxfordshire.com).

P7 N1 L18

THE GRAND RING

14-21 NIGHTS · CRUISING TIME PER DAY 6-9HRS · TOTAL LOCKS 175 · ROUTE TIME 126 HOURS

You must inform us at the time of booking that you intend to take this route and evidence of suitable canal boat experience must be provided.

Visit www.abcboathire.com for more detailed information.

N1 N7 G29

WARWICK & RETURN

7 NIGHTS · CRUISING TIME PER DAY 6HRS · TOTAL LOCKS 72 · ROUTE TIME 38 HOURS

A very popular week cruise with Warwick Castle en route. (Tourist Information 01926 492212 / www.visitwarwick.co.uk) This route can also be completed from Rugby and Union Wharf. Visit www.abcboathire.com for more detailed information.

P6 N1 N3 L13 L18

SHORT BREAKS

WEEKENDS: FRIDAY-MONDAY (3 NIGHTS)

MIDWEEK: MONDAY-FRIDAY (4 NIGHTS)

GREAT LINFORD OR FENNY STRATFORD & RETURN

3-4 NIGHTS · CRUISING TIME PER DAY 6½-8HRS · TOTAL LOCKS 16 · ROUTE TIME GREAT LINFORD 14 HRS FENNY STRATFORD 18 HRS

Heading south towards Aylesbury, this route has a taste of everything. The two destinations are separated by the 'new town' of Milton Keynes, where the Grand Union Canal forms the centre piece of the linear park.

P7 N1 L18

CRICK & RETURN

4 NIGHTS · CRUISING TIME PER DAY 6½HRS · TOTAL LOCKS 28 · ROUTE TIME 17 HOURS

Crick and back, along the Grand Union Canal (Leicester Section).

P7 N1 L14

WELFORD & RETURN

4 NIGHTS · CRUISING TIME PER DAY 8½HRS · TOTAL LOCKS 30 · ROUTE TIME 26 HOURS

Welford has plenty of overnight mooring places, with a reservoir and village to explore.

N1 N3

BRAUNSTON OR NAPTON & RETURN

3 NIGHTS · CRUISING TIME PER DAY 8HRS · TOTAL LOCKS 26 · ROUTE TIME BRAUNSTON 15 HOURS NAPTON 19 HOURS

Heading north from Gayton through Weedon and Norton takes the Grand Union to the busy junction with the Oxford Canal. Onwards to Napton is peaceful, lock free and rural.

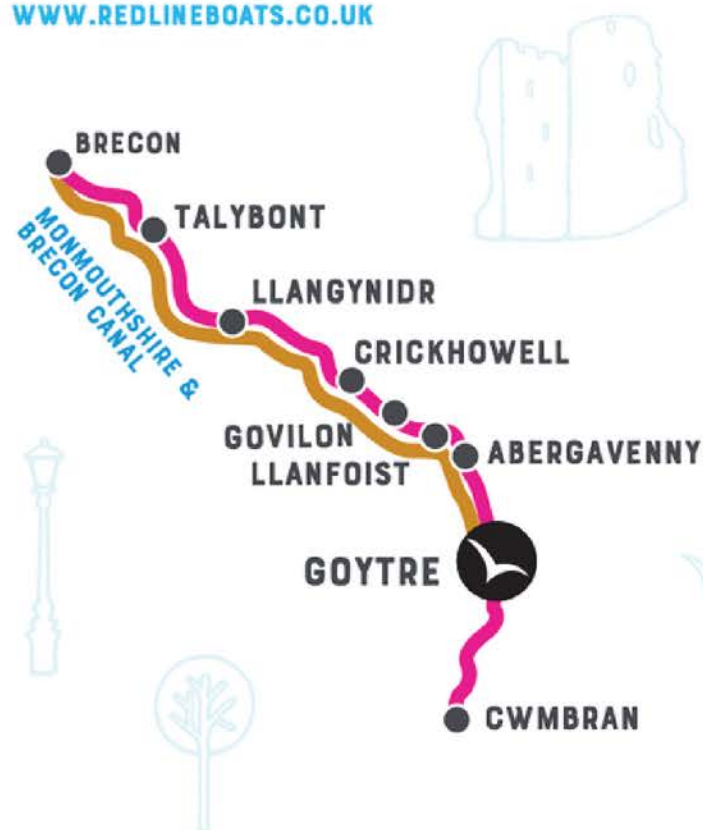
P7 N1 L18

GOYTRE WHARF

THE MONMOUTHSHIRE & BRECON CANAL IS UNIQUELY LOCATED AWAY FROM ANY OTHER WATERWAY AND OFFERS 36 MILES OF QUIET AND PICTURESQUE COUNTRYSIDE FROM BRECON TO CWMBRAN. IT RUNS THROUGH THE BRECON BEACONS NATIONAL PARK AND HAS JUST A FEW LOCKS AND FANTASTIC VIEWS. THERE IS AN ONSITE CAFÉ AT THE WHARF.

BERTHS AVAILABLE 2 - 8 (SEE BOAT LAYOUTS ON PAGES 44 - 57)

SOUTH WALES, NP7 9EW
TEL: 01873 880516
WWW.REDLINEBOATS.CO.UK



MONMOUTHSHIRE & BRECON CANAL

**7 NIGHTS · CRUISING TIME PER DAY 7.5HRS ·
TOTAL LOCKS 12 · ROUTE TIME 32 HOURS**

Enough time to cruise all 36 miles of the Monmouthshire and Brecon Canal.

P3 N4 L24

BRECON & RETURN

**7 NIGHTS · CRUISING TIME PER DAY 4HRS ·
TOTAL LOCKS 12 · ROUTE TIME 25 HOURS**

The canal meanders its way through the Brecon Beacons National Park for 36 miles with remarkable diversity of scenery often following the magnificent River Usk. This canal is considerably quieter than others, as it is isolated from the main canal network, but with many local pubs

Please Note: This canal is uniquely shallow in design. It also has numerous low bridges and therefore bicycles and paddleboards cannot be accommodated from this location.

and places to eat nearby, it is arguably one of the most picturesque canals as it offers glorious views of the Brecon Beacons along the way. The canal clings to the mountainside and brings about its uniquely shallow levels. Lime kilns remain as well as an aqueduct dating from 1812. Pontymoile at one end of the canal is a convenient mooring place for Pontypool Leisure Centre with its swimming pool and dry ski slope. Moor at Llangattock and visit Crickhowell a wonderful Georgian town, with excellent shopping and good food.

Crickhowell also has a 13th century castle and a 17th century bridge. Picturesque Talybont-on-Usk rests below the Central Beacons between the Usk and the Canal. Nearby Talybont Reservoir offers bird watching, trout fishing and easy walks to the waterfalls at Blaen y Glyn. Brecon is a charming old market town and one of the most historic settlements in Wales.

Brecon is a popular holiday destination, affording some of the best views of the Brecon Beacons themselves and Pen y Fan - the highest point in Southern Britain at 886m. There is something for everyone as Brecon is home to a cathedral, theatre, cinema, castle ruins and stunning Georgian architecture. Brecon is also a great place to explore the National Park with walking routes, cycle hire and pony trekking all available - and why not visit The Museum of The Royal Regiment of Wales (www.rrw.org.uk)?

P3 N4 L24

**HOLIDAY PROPERTY ALSO AVAILABLE AT THIS LOCATION PLEASE SEE:
WWW.ABCHOLIDAYCOTTAGES.COM**

SHORT BREAKS

**WEEKENDS: FRIDAY-MONDAY (3 NIGHTS)
MIDWEEK: MONDAY-FRIDAY (4 NIGHTS)**

LLANGYNIDR & RETURN

**3 NIGHTS · CRUISING TIME PER DAY 7HRS ·
TOTAL LOCKS 0/2 · ROUTE TIME 14 HOURS**

You can choose a leisurely lock-free cruise with fine views along the dramatic Usk Valley by turning below the lock at Llangynidr village or, if you want the experience of locking the boat, you can turn just below the first lock.

P3 N4 L24

TALYBONT-ON-USK & RETURN

**4 NIGHTS · CRUISING TIME PER DAY 7HRS ·
TOTAL LOCKS 10 · ROUTE TIME 18 HOURS**

This trip takes you further up the canal, climbing 5 gorgeous locks passing through the Ashford Tunnel to the village of Talybont-on-Usk, where you can still see the wharf with its lime kilns and the old tramroad up the side of the mountain.

P3 N4 L24




HILPERTON

OUR MOST SOUTHERLY BASE, HILPERTON IS WELL LOCATED ON THE WESTERN END OF THE KENNET & AVON CANAL, OFTEN CONSIDERED ONE OF THE VERY BEST FOR NATURAL BEAUTY AND WILDLIFE.

BERTHS AVAILABLE 2 - 12
(SEE BOAT LAYOUTS ON PAGES 44 - 57)

WILTSHIRE, BA14 8RS
TEL: 01225 765243
WWW.HILPERTONMARINA.COM



HUNGERFORD & RETURN

**7 NIGHTS · CRUISING TIME PER DAY 7HRS ·
TOTAL LOCKS 120 · ROUTE TIME 50 HOURS**

Devizes is a historic market town which hosts a traditional market every Thursday. It is one of the largest market places in the West Country. Look out for the Wadworth Brewery Shire Horse Dray, which still delivers to the towns Public Houses. For Wadworth Brewery trips see www.wadworthvisitorcentre.co.uk. The highest point of the Kennet & Avon is marked by the 502 yard Bruce Tunnel. The canal then follows close alongside the Great Western main railway line through the Bedwyns - Great & Little - and down to Hungerford. You'll also pass by Savernake Forest, an ancient woodland mentioned in the Domesday Book.

P8 N7 L20 H1

NEWBURY & RETURN

**10-11 NIGHTS · CRUISING TIME PER DAY 5½HRS ·
TOTAL LOCKS 140 · ROUTE TIME 60 HOURS**

Beyond Hungerford the canal shares the valley with both the railway and the River Kennet. The Kennet & Avon Canal is so central to Newbury that the main shopping street passes directly over it. Take a day out at the races and visit Newbury Race Course.
(01635 40015 / www.racecoursenewbury.co.uk).

P8 N7 L20 H1

READING & RETURN

**14 NIGHTS · CRUISING TIME PER DAY 6HRS ·
TOTAL LOCKS 186 · ROUTE TIME 85 HOURS**

Some of the very best countryside in the UK canal system, this route will take you through a variety of towns and villages to Reading. Blakes Lock Museum. (social & industrial history / 0118 939 0918). During your travels you'll get to experience Reading Museum, Blakes Lock Museum, and the Museum of English Rural Life. If you prefer shopping, why not stop by the local retail park, The Oracle.

P8 N7 L20 H1

BRISTOL & RETURN

**7 NIGHTS · CRUISING TIME PER DAY 4HRS ·
TOTAL LOCKS 28 · ROUTE TIME 25 HOURS**

The route goes through the town of Bradford on Avon before passing over two Aqueducts on the way to Bath. At Dundas Aqueduct is the entrance to the 'Somerset Coal Canal' and nearby, a visitor centre. During your travels, stop off at the UNESCO World Heritage City of Bath and explore the Roman Baths, Bath Abbey and the Royal Crescent. Having followed the route of the River Avon by canal, after Bath the navigation uses the River itself, reverting to canal to divert into Bristol city centre. Stunning weirs accompany each river lock down to Bristol. Visitor moorings are available right in the centre of the city, and in the floating harbour mooring, charges apply. Reminders of the route's industrial history, such as the brass mill at Kelston, are found within rolling valley countryside.

P8 N7 L20 H1

SHORT BREAKS

**WEEKENDS: FRIDAY-MONDAY (3 NIGHTS)
MIDWEEK: MONDAY-FRIDAY (4 NIGHTS)**

DEVIZES & RETURN

**4 NIGHTS · CRUISING TIME PER
DAY 7HRS · TOTAL LOCKS 72 ·
ROUTE TIME 21 HOURS**

The spectacular Devizes flight consists of 29 wide beam locks, rising by 237 feet over just two miles.

P8 N7 L20 H1

BATH & RETURN

**3 NIGHTS · CRUISING TIME PER
DAY 5HRS · TOTAL LOCKS 2 ·
ROUTE TIME 12 HOURS**

The UNESCO World Heritage City of Bath is without doubt worthy of exploration. Turn and moor before Bath Top Lock and take an easy walk into the city centre.

P8 N7 L20 H1

BATH & RETURN

**4 NIGHTS · CRUISING TIME PER
DAY 5HRS · TOTAL LOCKS 14 ·
ROUTE TIME 18 HOURS**

The canal skirts around the city and many of its attractions are within a 15 minute walk. Descend the 6 lock Bath Flight to explore the River Avon.

P8 N7 L20 H1

BRADFORD ON AVON / BOTTOM OF CAEN & RETURN

**3 NIGHTS · CRUISING TIME PER
DAY 7HRS · TOTAL LOCKS 14 ·
ROUTE TIME 14 HOURS**

For an easy weekend combining cruising and exploring, spend a day in Bradford and another cruising to the base of Caen Hill Locks.


P8 N7 L20 H1

KINGS ORCHARD

OUR BASE AT KINGS ORCHARD IS LOCATED CLOSE TO THE CITY OF LICHFIELD AND HAS MUCH TO EXPLORE. LICHFIELD CATHEDRAL IS WORLD FAMOUS, AND IS THE ONLY THREE-SPIRED MEDIEVAL CATHEDRAL IN THE UK.

BERTHS AVAILABLE 2 - 8
(SEE BOAT LAYOUTS ON PAGES 44 - 57)

LICHFIELD, WS13 8PY
TEL: 01543 433608
WWW.KINGSORCHARDMARINA.COM



MARKET DRAYTON & RETURN

**7 OR 10 NIGHTS · CRUISING TIME PER DAY 8.5HRS ·
TOTAL LOCKS 38 · ROUTE TIME 57 HOURS**

Through Fradley Junction, Great Haywood, Tixall Wide, Penkridge, Atherley Junction, Tyrley Locks and back. In a parallel world reflecting the evolution of transport, with unforgettable days full of tranquil drama and whimsy, your route will lead you under bridges, over aqueducts and through unusual canal cuttings. It will take you on a richly green tour that skims the distant outskirts of the urban Midlands before bursting into the tranquil haven of Shropshire countryside.

N3 N4 P1 P4 L12 L10

THE BIRMINGHAM RING

**ALSO KNOWN AS THE BLACK COUNTRY RING
7 OR 14 NIGHTS · CRUISING TIME PER DAY 7.5HRS
TOTAL LOCKS 79 · ROUTE TIME 47 HOURS**

A route with a mix of rural and urban, taking in parts of the Coventry Canal, Trent & Mersey Canal, Staffordshire & Worcestershire Canal, Birmingham Canal Navigations and Birmingham & Fazeley Canal. This ring, which includes three tunnels, several aqueducts and 79 locks - can be done in 7 nights or a more relaxing 14 nights.

Your route swings from lock-free relaxation to energetic lock flights, from rural to urban, and contrasts the winding and straight routes by two of the greatest canal engineers. This is a journey of junctions - Fradley, Great Haywood, Aldersley, Salford, Fazeley - from the sprawling green territory of Cannock Chase to the historic canal basin in Birmingham city centre.

N3 P1 L12



SHORT BREAKS

**WEEKENDS: FRIDAY-MONDAY (3 NIGHTS)
MIDWEEK: MONDAY-FRIDAY (4 NIGHTS)**

TIXALL WIDE AND RETURN

**3 NIGHTS · CRUISING TIME PER DAY 6HRS ·
TOTAL LOCKS 10 · ROUTE TIME 15 HOURS**

Through Fradley Junction, Rugeley, Great Haywood and back. This route skips through sheep-filled countryside with idyllic locks and striking red-brick bridges. Secret stories lie in this landscape of outstanding beauty, where you'll learn new tiller skills, meet wildlife and discover the story of a posh rebel who insisted a canal be shaped for his pleasure.

N3 P1 L12

SAWLEY AND RETURN

**4 NIGHTS · CRUISING TIME PER DAY 8.5HRS ·
TOTAL LOCKS 34 · ROUTE TIME 30 HOURS**

Through Fradley, Burton-on-Trent, Shardlow and back. This journey is rural and even remote at times, yet trips in and out of colourful hubs that tell gripping stories of canal-life to the passing boater. There are tales of medieval times and the English language, special water which changed a town's fortunes, and a vital inland port with links to pottery, the Industrial Revolution and 'canal mania'.

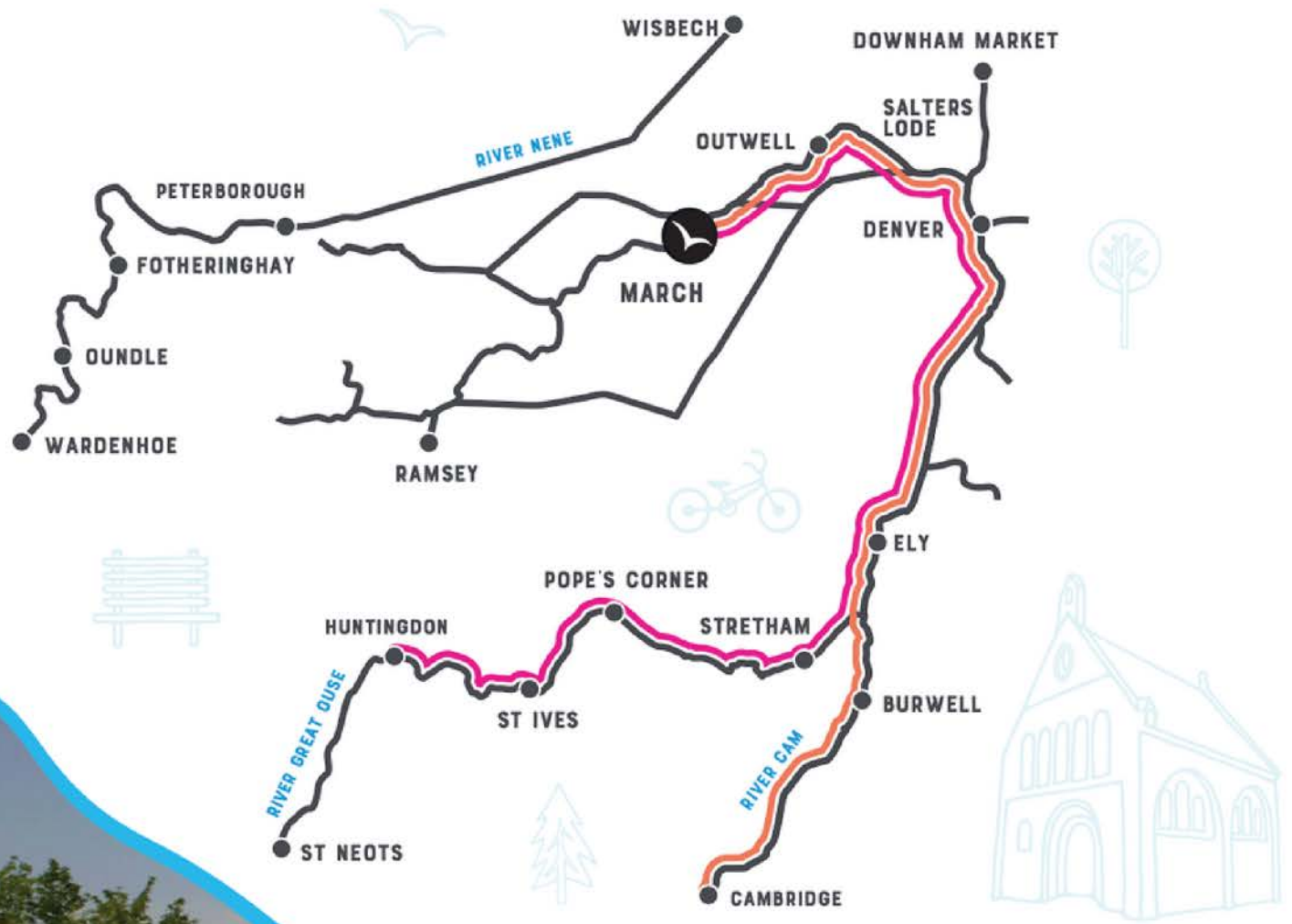
N3 P6

MARCH

OUR BASE IN MARCH, CAMBRIDGESHIRE IS NESTLED IN THE FENS ON THE MIDDLE LEVEL WATERWAYS CLOSE TO THE RIVER OUSE AND RIVER NENE.

BERTHS AVAILABLE 2 - 6
(SEE BOAT LAYOUTS ON PAGES 44 - 57)

CAMBRIDGESHIRE, PE15 0AU
TEL: 01354 652770
WWW.MARCHWHARF.CO.UK



CAMBRIDGE & RETURN

**7 NIGHTS · CRUISING TIME PER DAY 5HRS ·
TOTAL LOCKS 10 · ROUTE TIME 30 HOURS**

Through Marmont Priory Lock, Salter's Lode Lock, Denver Tidal Sluice and back. Experience landscapes full of sky, and skies full of birds along this route that communes with nature. The journey also takes you travelling through time to touch some of Britain's most potent history. You'll cruise across a place described as the 'Holy Land of the English' because of its cathedrals, and its celestial reputation makes sense as you steep in far-reaching panoramas of the charismatic flat fenlands. Heading along the River Cam, amongst the silent echoes of Geoffrey Chaucer's Canterbury Tales, you'll pass through some locks and then reach Cambridge, world famous for its university, founded in 1209. The city is bursting with places to eat, and you can also shop and enjoy the cerebral culture of museums and art galleries.

Whilst sightseeing in the city, you may hear the seats of the church and choirs of Kings College Chapel descending to the fens - and in the stillness you'll know a feeling of remoteness and tranquillity is calling for your return journey.

IM3 L26

Please Note: Due to low bridges bicycles and paddleboards cannot be accommodated from this location.

HUNTINGDON & RETURN

**7 NIGHTS · CRUISING TIME PER DAY 6½HRS ·
TOTAL LOCKS 14 · ROUTE TIME 36 HOURS**

Through Marmont Priory Lock, Salter's Lode Lock, Denver Tidal Sluice and back. Travel through wide open landscapes that expand with nature's free will and steer along waterways that have been managed by the tenacity of man too. Your cruise tempts you to enjoy anything from bird watching to visiting the remains of a 17th-century fort, and there's even a chance to see the bones of giant reptiles that stomped around in this region over one hundred million years ago.

Arriving in Huntingdon, you come upon the birth place of Oliver Cromwell, and the town is home to the Cromwell Museum where you can discover what life was like during the Civil War. Every secret corner in Huntingdon whispers of Oliver Cromwell's life - his place of baptism, his grammar school, and his headquarters in the Civil War. But the town has other famous residents too, including Samuel Pepys, John Montagu, John Major and the 4th Earl of Sandwich (without whose invention, goodness knows what we would do every lunchtime!)

The return journey retraces your route from Huntingdon back to March, with the chance to relax on the decks or, if you have time, to explore more along the way.

IM3 L26

SHORT BREAKS

**WEEKENDS: FRIDAY-MONDAY (3 NIGHTS)
MIDWEEK: MONDAY-FRIDAY (4 NIGHTS)**

ELY & RETURN

**3 NIGHTS · CRUISING TIME PER DAY 8½HRS ·
OR 4 NIGHTS · CRUISING TIME PER DAY 6HRS ·
TOTAL LOCKS 6 · ROUTE TIME 18 HOURS**

Through Marmont Priory Lock, Salter's Lode Lock, Denver Tidal Sluice and back. This route takes the water traveller on a journey bursting at its banks with history and wildlife - from the town that was once an island, following tranquil waters and wide skies, adventuring through the mighty Denver Tidal Sluice and reaching Cromwell's home territory in Ely.

IM3 L26

WANSFORD & RETURN

**3 NIGHTS · CRUISING TIME PER DAY 8HRS ·
OR 4 NIGHTS · CRUISING TIME PER DAY 5½HRS ·
TOTAL LOCKS 10 · ROUTE TIME 20 HOURS**

Through Ashline Lock, Orton Lock and back. An idyllic journey through wide countryside bursting with wildlife and quintessentially English charms. As well as mingling with geese, swans and precious species of endangered wildlife, this route includes sites of Tudor history and a little blue tank engine called Thomas.

IM1 L26



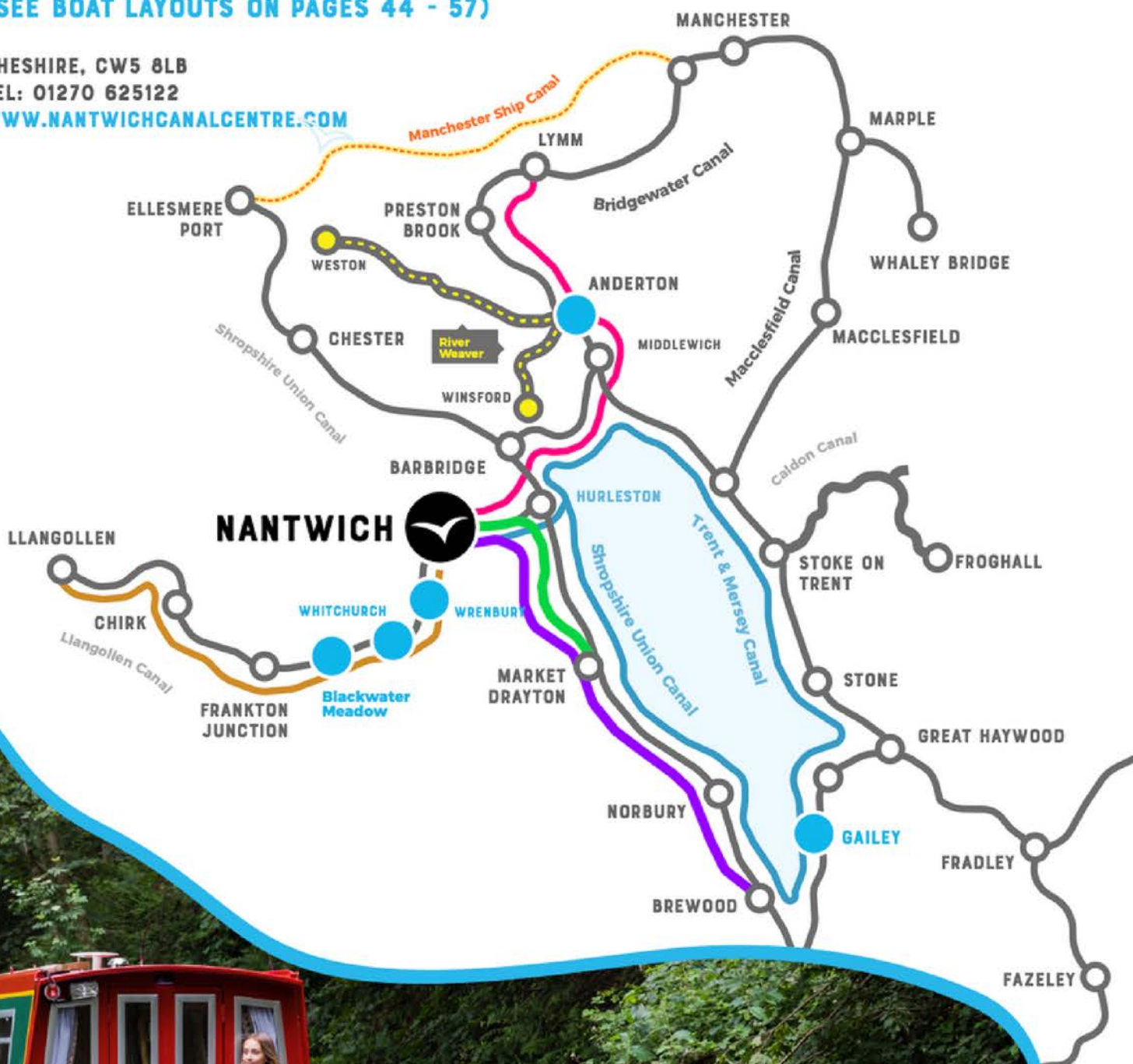
NANTWICH CANAL CENTRE



OUR BASE IN NANTWICH, CHESHIRE WITH ACCESS TO THE SHROPSHIRE UNION CANAL, TRENT & MERSEY, CANAL LLANGOLLEN CANAL AND MORE.

BERTHS AVAILABLE 2 - 8
(SEE BOAT LAYOUTS ON PAGES 44 - 57)

CHESHIRE, CW5 8LB
TEL: 01270 625122
WWW.NANTWICHCANALCENTRE.COM



BREWOD & RETURN

**7 NIGHTS · CRUISING TIME PER DAY 5.5HRS ·
TOTAL LOCKS 56 · ROUTE TIME 35 HOURS**

Take a leisurely cruise down the scenic Shropshire Union Canal, dotted with pretty towns and villages, to the home of Gingerbread at Market Drayton, and onwards to Brewod in Staffordshire.

This is a real 'get away from it all' cruise, but still calling at many interesting places to stop and explore on your journey. Average cruising time of just 5 and a half hours means you have plenty of time for sightseeing or taking in an afternoon tea!

THE FOUR COUNTIES RING

**10-14 NIGHTS · CRUISING TIME PER DAY 4.5 - 6.5HRS
TOTAL LOCKS 94 · ROUTE TIME 61 HOURS**

A cruise with something for everyone through the counties of Shropshire, Cheshire, Staffordshire and the West Midlands.

akes you along the wonderfully rural Staffordshire & Worcestershire Canal to Great Haywood Junction. Passing under a distinctive roving bridge, you join the Trent & Mersey Canal heading north towards the Potteries and Peak District.

Rolling Staffordshire countryside leads you to Stoke-on-Trent, the Wedgwood Visitor Centre and the impressive 2926-yard long Harecastle Tunnel.

The scenery on the climb up 'Heartbreak Hill' to the summit at Kidsgrove is fantastic. Beyond Harecastle the 13 miles to the salt town of Middlewich sees the canal descend 31 locks to the Cheshire Plains.

The short Middlewich arm links the Trent and Mersey Canal to the Shropshire Union Canal again through more glorious countryside.

LYMM & RETURN

**7 NIGHTS · CRUISING TIME PER DAY 5.5HRS ·
TOTAL LOCKS 18 · ROUTE TIME 35 HOURS**

Perfect for beginners, this route through the Cheshire countryside passes through pretty towns and villages, a couple of aqueducts, a few tunnels, and the opportunity to visit the Anderton Boat Lift Visitor Centre where boats are lifted down to the River Weaver below.

LLANGOLLEN & RETURN

**7-10 NIGHTS · CRUISING TIME PER DAY 7.5HRS ·
TOTAL LOCKS 42 · ROUTE TIME 49 HOURS**

The Llangollen Canal has some beautiful scenery and breathtaking engineering, and is one of the most popular canals in Britain.

It combines the gentle countryside of Shropshire and crosses the border into Wales over Chirk Aqueduct. It boasts one of the most striking features on the UK canal network - the Pontcysyllte Aqueduct which you will have to travel across before you get to Llangollen.

Unusually, this canal has a flow of 2mph as it feeds other canals, so the outbound journey will always be slower than on the way back.



SHORT BREAKS

**WEEKENDS: FRIDAY-MONDAY (3 NIGHTS)
MIDWEEK: MONDAY-FRIDAY (4 NIGHTS)**

CHESTER & RETURN

**3 NIGHTS · CRUISING TIME PER DAY 7HRS
OR 4 NIGHTS · CRUISING TIME PER DAY 6HRS
TOTAL LOCKS 22 · ROUTE TIME 17 HOURS**

A scenic cruise through the Cheshire countryside to Chester, with lots to see enroute.

MIDDLEWICH & RETURN

**3 NIGHTS · CRUISING TIME PER DAY 5HRS
TOTAL LOCKS 14 · ROUTE TIME 13 HOURS**

Ideal for novices, a relaxed and mostly rural cruise through the Cheshire countryside to the Roman town of Middlewich, famed for its salt production. The first couple of hours are lock-free, meaning you can get used to handling your narrowboat before getting your windlass ready!

MARKET DRAYTON & RETURN

3 NIGHTS · CRUISING TIME PER DAY 7HRS, TOTAL LOCKS 44 · ROUTE TIME 16 HOURS

Take a cruise down the scenic Shropshire Union Canal, dotted with pretty towns and villages and a couple of lock flights, to the home of Gingerbread at Market Drayton.

SPRINGWOOD HAVEN

FOR PEACE AND TRANQUILLITY, START FROM SPRINGWOOD HAVEN, WHERE YOU'LL ENJOY THE COUNTRYSIDE VIEWS, BEFORE EMBARKING ON JOURNEYS INTO BEAUTIFUL TOWN SCENERY. THIS IS A GREAT START LOCATION TO EXPLORE THE ASHBY CANAL. GOT TO WWW.ABCBOATHIRE.COM FOR MORE INFORMATION

BERTHS AVAILABLE 2 - 10 (SEE BOAT LAYOUTS ON PAGES 44 - 57)

WARWICKSHIRE, CV10 0RZ

TEL: 02476 393676

WWW.SPRINGWOODHAVEN.CO.UK



BANBURY & RETURN

**7 NIGHTS · CRUISING TIME PER DAY 8.5HRS ·
TOTAL LOCKS 50 · ROUTE TIME 54 HOURS**

This is a journey of trade and heritage, accompanied by the rhythms of poetry, music and nursery rhymes. Meandering along one of engineer James Brindley's renowned contour-hugging canals, the peaceful countryside calls out with symbolic windmills, quirky huts and wartime memories.

N3 N1 P6 P7 L14 L17

MARKET HARBOUROUGH & RETURN

**7 NIGHTS · CRUISING TIME PER DAY 9HRS ·
TOTAL LOCKS 54 · ROUTE TIME 59 HOURS**

A relaxing cruise, as the canal winds through uncluttered countryside. This route offers the rare chance to revel in remote landscapes with the drama of an idyllic lock flight and the heritage of two of Britain's canals' most loved marinas.

N3 P6 P7 L14

TIXALL WIDE & RETURN

**7 NIGHTS · CRUISING TIME PER DAY 7HRS · TOTAL
LOCKS 36 · ROUTE TIME 37 HOURS**

With stories of canal companies, pottery makers, and aristocrats who shaped their surroundings for their pleasure, you'll meet wildlife and learn about language and perhaps new tiller skills!

N3 P4 P6 L10 L13

STOKE BRUERNE & RETURN

**7 NIGHTS · CRUISING TIME PER DAY 7½HRS ·
TOTAL LOCKS 34 · ROUTE TIME 49 HOURS**

Your rural cruise leads from iron bridges to idyllic thatched cottages, from sport to shoes. On a journey which tells of world-renowned engineering and mathematics, you will discover more of the heritage of the canals and ironically of our modern world.

N3 N1 P6 P7 L14 L18

THE EAST MIDLANDS & LEICESTER RING

**10-14 NIGHTS · CRUISING TIME PER DAY 6-8½HRS ·
TOTAL LOCKS 100 · ROUTE TIME 78 HOURS**

This is a varied route which takes in the Coventry Canal, parts of the Oxford Canal, Grand Union Canal Leicester Line, the River Soar, a short section of the River Trent and part of the Trent & Mersey Canal.

N3 P6 P10

THE WARWICKSHIRE RING

**10-14 NIGHTS · CRUISING TIME PER DAY 4½-6½HRS
· TOTAL LOCKS 120 · ROUTE TIME 60 HOURS**

This route takes in parts of the Oxford Canal, the Coventry Canal, the Birmingham & Fazeley Canal, Stratford Canal, Worcester & Birmingham Canal and the Grand Union Main Line. A great mix of rural and urban cruising.

N3 P6 L13

SHARDLOW & RETURN

**14 NIGHTS · CRUISING TIME PER DAY 7½HRS ·
TOTAL LOCKS 58 · ROUTE TIME 49 HOURS**

A route with tales of medieval times and reeds, special water used by monks to change a town's fortunes and a vital inland port with links to pottery, the Industrial Revolution and 'canal mania'.

N3 P6

SHORT BREAKS

**WEEKENDS: FRIDAY-MONDAY (3 NIGHTS)
MIDWEEK: MONDAY-FRIDAY (4 NIGHTS)**

BRAUNSTON & RETURN

**4 NIGHTS · CRUISING TIME PER DAY 7½HRS ·
TOTAL LOCKS 8 · ROUTE TIME 26 HOURS**

A relaxing cruise through mostly open countryside, this is a journey of junctions and battles between two rival canals, the Oxford and the Grand Union.

N3 P6 L14

FRADLEY JUNCTION & RETURN

**3-4 NIGHTS · CRUISING TIME PER DAY 7HRS ·
TOTAL LOCKS 26 · ROUTE TIME 25 HOURS**

Treading a rural route through nature reserves and pools left behind by industry, this cruise winds gently through beautiful countryside.

N3 P6

NAPTON JUNCTION & RETURN

**4 NIGHTS · CRUISING TIME PER DAY 9HRS ·
TOTAL LOCKS 8 · ROUTE TIME 30 HOURS**

A relaxing cruise through open countryside, you'll discover sporting history, Horseley iron bridges and symbolic windmills.

N3 P6 L13

SNARESTONE & RETURN

**3 NIGHTS · CRUISING TIME PER DAY 8½HRS ·
TOTAL LOCKS 0 · ROUTE TIME 20 HOURS**

This peaceful lock-free route meanders through countryside and mingles pleasantly with wildlife.

N3 P6 L13

WHITCHURCH

FOR TRANQUILLITY AND BEAUTY, START FROM WHITCHURCH AND MEANDER ALONG THE LLANGOLLEN AND SHROPSHIRE UNION CANALS, WHERE YOU'LL ENJOY THE WIDE OPEN SPACES AND HILLSIDES OF WALES. YOU CAN VISIT THE PONTCYSYLLE AQUEDUCT IN A 4 NIGHT OR WEEK BREAK FROM THIS BASE.

BERTHS AVAILABLE 2 - 10 (SEE BOAT LAYOUTS ON PAGES 44 - 57)

SHROPSHIRE, SY13 3AA

TEL: 01948 662012

WWW.WHITCHURCHMARINA.COM



LLANGOLLEN & RETURN

**7 NIGHTS · CRUISING TIME PER DAY 4HRS ·
TOTAL LOCKS 4 · ROUTE TIME 27 HOURS**

The Llangollen Canal is a varied route with isolated sheep pastures, ancient peat mosses and tree-lined lakes that lead to the foothills of Snowdonia. From Whitchurch Marina, you can complete a relaxing week route to Llangollen going over the Pontcysyllte Aqueduct or a 4 night short break (cruising time minimum 8 hours per day with 4 locks). Visit www.abcboathire.com for more detailed information.

P3 N4 L8 H2

CHESTER & RETURN

**7 NIGHTS · CRUISING TIME PER DAY 5HRS ·
TOTAL LOCKS 66 · ROUTE TIME 35 HOURS**

Visit the historic city of Chester with its shopping, restaurants, the River Dee and its spectacular cathedral (see www.visitchester.com for more details). This route can also be completed from our Wrenbury, Blackwater or Anderton marinas. Visit www.abcboathire.com for more detailed information.

P3 N4 L8

GALDON CANAL

**14 NIGHTS · CRUISING TIME PER DAY 7½HRS ·
TOTAL LOCKS 136 · ROUTE TIME 77 HOURS**

Another longer route from Whitchurch Marina. Visit www.abcboathire.com for more detailed information.

P3 P4 N4 L8 L10

AUDLEM & RETURN

**7 NIGHTS · CRUISING TIME PER DAY 6HRS ·
TOTAL LOCKS 50 · ROUTE TIME 29 HOURS**

(includes 3 staircase locks)

This route will take you up the Llangollen Canal and then down the Shropshire Union. Audlem is famous for its run of 15 locks on the Shropshire Union Canal. Interpretation panels by the towpath in Audlem describe the operation of locks and the canal's history.

P3 N4 L8

THE CHESHIRE RING

**14 NIGHTS · CRUISING TIME PER DAY 6HRS ·
TOTAL LOCKS 137 · ROUTE TIME 82 HOURS**

This route can be completed from Whitchurch, Blackwater Meadow or Wrenbury Marina. Visit www.abcboathire.com for more detailed information.

P3 P5 N4 N5 L5 L8

FOUR COUNTIES RING

**11-14 NIGHTS · CRUISING TIME PER DAY 6HRS ·
TOTAL LOCKS 132 · ROUTE TIME 79 HOURS**

Travel up the canal to the Shropshire Union to begin the ring and then complete it from 11 to 14 days depending on how leisurely you want to take it. Visit www.abcboathire.com for more detailed information.

P3 P4 N4 L8 L10

SHORT BREAKS

WEEKENDS: FRIDAY-MONDAY (3 NIGHTS)

MIDWEEK: MONDAY-FRIDAY (4 NIGHTS)

WRENBURY & RETURN

**3 NIGHTS · CRUISING TIME PER DAY 5HRS ·
TOTAL LOCKS 20 · ROUTE TIME 11 HOURS**

Travel between our Whitchurch and Wrenbury Marinas on this picturesque canal.

P3 N4 L8 H2

ELLESMERE & RETURN

**3 NIGHTS · CRUISING TIME PER DAY 5½HRS ·
TOTAL LOCKS 0 · ROUTE TIME 11 HOURS**

The trip into Ellesmere is through an area of beauty with a series of Ice-Age lakes known as 'meres'.

P3 N4 L8 H2

HURLESTON JUNCTION & RETURN

**3 NIGHTS · CRUISING TIME PER DAY 9HRS ·
TOTAL LOCKS 32 · ROUTE TIME 19 HOURS**

For those wanting a bit more activity, you can cruise east towards the English end of the canal.

P3 N4 L8 H2

NANTWICH & RETURN

**4 NIGHTS · CRUISING TIME PER DAY 7HRS ·
TOTAL LOCKS 40 · ROUTE TIME 21 HOURS**

Further down from Hurleston Junction is Nantwich and its aqueduct.

P3 N4 L8 H2

WORCESTER

THE CITY OF WORCESTER IS LOCATED ON THE WORCESTER AND BIRMINGHAM CANAL, OVERLOOKED BY THE 12TH CENTURY WORCESTER CATHEDRAL. IT IS HOME TO THE LEA & PERRINS FACTORY WHERE THE TRADITIONAL WORCESTERSHIRE SAUCE IS MADE, AS WELL AS BEING THE BIRTHPLACE OF THE COMPOSER SIR EDWARD ELGAR. THE RE-OPENING OF THE DROITWICH CANALS HAS CREATED A CRUISING RING FOR BOATERS. THE DROITWICH RING CAN EASILY BE COMPLETED IN A WEEKEND'S BOATING.

BERTHS AVAILABLE 2 - 10 (SEE BOAT LAYOUTS ON PAGES 44 - 57)

WORCESTERSHIRE, WR1 2SE
TEL: 01905 734160
WWW.WORCESTERMARINA.COM





STOURPORT RING

**7 NIGHTS · CRUISING TIME PER DAY 7½HRS ·
TOTAL LOCKS 116 · ROUTE TIME 52 HOURS**

It is recommended to travel this ring clockwise from Worcester Marina heading out onto the River Severn on the first day of cruising. Love trains? Why not see if you can plan time to experience the steam trains on Severn Valley Railway (www.svr.co.uk). The Stourport Ring visits three contrasting cities Worcester, Wolverhampton and Birmingham taking in urban views and countryside scenes. From the River Severn you will reach Stourport Basin with The Treasure Island Amusement Park and award winning fish and chip shops, which gives it a seaside holiday feel. For a slightly different route, you might want to go onto the Droitwich Canal, which can also be travelled from Alvechurch Marina.

P1 N2 L16

AVON RING

**10-14 NIGHTS · CRUISING TIME PER DAY 6HRS ·
TOTAL LOCKS 139 · ROUTE TIME 63 HOURS**

(Additional licence required for River Avon).
This route can be started from Worcester or Alvechurch Marina. Visit www.abcboathire.com for more detailed information.

P2 N2 L15

STRATFORD-UPON-AVON & RETURN

**7 NIGHTS · CRUISING TIME PER DAY 6HRS ·
TOTAL LOCKS 44 · ROUTE TIME 45 HOURS**

(Avon Licence required from Tewkesbury)
(Not advisable for beginners)

Cruise through idyllic stretches of countryside to this historic town, which offers a superb mixture of culture, history and shopping. Moor in the beautifully maintained canal basin at Stratford, where you can visit the Royal Shakespeare Theatre and many other attractions. You will need to obtain a licence for the River Avon from Tewkesbury (see www.avonnavigationtrust.org for more details) and having a second route option is advisable as you will be travelling on the river.

P2 N2 L15

BIRMINGHAM & RETURN

**7 NIGHTS · CRUISING TIME PER DAY 6HRS ·
TOTAL LOCKS 108 · ROUTE TIME 39 HOURS**

This route will take you up the Worcester and Birmingham Canal, past the Droitwich Canal, through Hanbury Wharf, past Stoke Prior and onto the Tardebigge Flight of locks. The Tardebigge Locks is the longest flight in the UK comprising of 30 locks between Stoke Prior and Tardebigge Tunnel (length 580 yards).

P2 N2 L16

SHORT BREAKS

**WEEKENDS: FRIDAY-MONDAY (3 NIGHTS)
MIDWEEK: MONDAY-FRIDAY (4 NIGHTS)**

DROITWICH RING

**3 NIGHTS · CRUISING TIME PER
DAY 6HRS · TOTAL LOCKS 33 ·
ROUTE TIME 16 HOURS**

The Droitwich Canal links the Worcester and Birmingham with the River Severn at Hawford creating a mini-ring from Worcester. Cruising the ring will take approximately 16 hours so a short break is possible, but will require long days cruising on weekend breaks.

P2 N2 D1

STOKE PRIOR & RETURN

**3 NIGHTS · CRUISING TIME PER
DAY 6HRS · TOTAL LOCKS 38 ·
ROUTE TIME 16 HOURS**

Cruise up the Worcester and Birmingham Canal. This trip takes you north into rural Worcestershire where you pass through the very heart of 'Archers' country to the village of Stoke Prior.

P1 N2 L16

STOURTON JUNCTION & RETURN

**4 NIGHTS · CRUISING TIME PER
DAY 7HRS · TOTAL LOCKS 41 ·
ROUTE TIME 28 HOURS**

Cruise up the River Severn to the inland port of Stourport where you join the idyllic Staffordshire and Worcestershire Canal. Before returning to Worcester you will be able to enjoy seeing North Worcestershire at its best from this gently meandering canal.


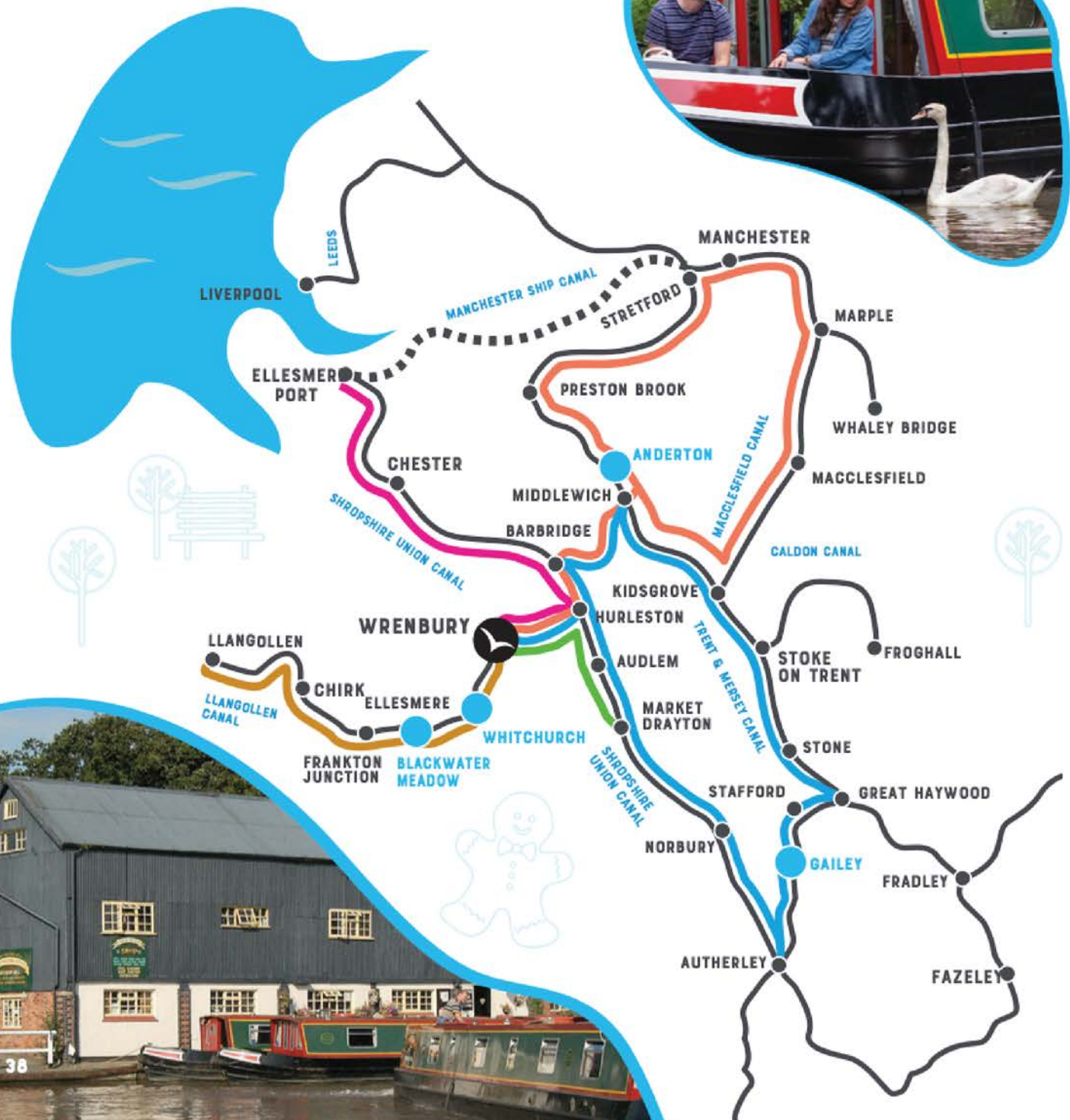
P1 N2 L16

WRENBURY

FOR PRETTY SCENERY AND STUNNING VIEWS, LITTLE COMPARES TO THE LLANGOLLEN CANAL, WITH SIGHTS THAT INCLUDE THE ELLESMERE 'MERES' AND THE PONTCYSYLLTE AQUEDUCT.

BERTHS AVAILABLE 2 - 10 (SEE BOAT LAYOUTS ON PAGES 44 - 57)

WELSH BORDERS, CW5 8HG
 TEL: 01270 780544
WWW.WRENBURYMILL.COM





LLANGOLLEN & RETURN

**7 NIGHTS • CRUISING TIME PER DAY 5½HRS •
TOTAL LOCKS 24 • ROUTE TIME 38 HOURS**

If you would like to travel to Llangollen, but were looking to complete more locks, then start from Wrenbury Marina rather than Whitchurch or Blackwater Meadow. The last locks before Llangollen are at New Marton, half way between Ellesmere and Chirk.

From there, the canal clings to the hillside, offering a blend of views, from aqueducts to tunnels. This route will take you lock-free through to Llangollen.

P3 N4 L8 H2

ELLESMERE PORT & RETURN

**7 NIGHTS • CRUISING TIME PER DAY 6½HRS •
TOTAL LOCKS 48 • ROUTE TIME 31 HOURS**

From Wrenbury you will travel up the Llangollen Canal to join the Shropshire Union Canal and travel up to the industrial town of Ellesmere Port. Why not visit the National Waterways Museum, which brings together a unique fleet of historic boats and archives to tell the story of Britain's waterways?

P3 N4 L8

MARKET DRAYTON

**7 NIGHTS • CRUISING TIME PER DAY 5HRS •
TOTAL LOCKS 62 • ROUTE TIME 25 HOURS**

When you join the Shropshire Union Canal at Hurleston Junction head down the canal to Market Drayton. Did you know Market Drayton has been the home of gingerbread for the last 200 years?

(Find out more at www.shropshiretourism.co.uk/market-drayton).

P3 N4 L8

THE CHESHIRE RING

**11-14 NIGHTS • CRUISING TIME PER DAY 6HRS •
TOTAL LOCKS 137 • ROUTE TIME 72 HOURS**

This route can be completed from Wrenbury Marina in 11 to 14 nights, depending on how relaxing you want the journey to be.

P3 P5 N4 N5 L5 L8

FOUR COUNTIES RING

**14 NIGHTS • CRUISING TIME PER DAY 6HRS •
TOTAL LOCKS 132 • ROUTE TIME 69 HOURS**

This ring can also be completed from Whitchurch and Blackwater Meadow from the Llangollen, or Gailey and Anderton Marina.

P3 P5 N4 L8

HOLIDAY PROPERTY ALSO AVAILABLE AT THIS LOCATION PLEASE SEE:
WWW.ABCHOLIDAYCOTTAGES.COM

SHORT BREAKS

**WEEKENDS: FRIDAY-MONDAY (3 NIGHTS)
MIDWEEK: MONDAY-FRIDAY (4 NIGHTS)**

WHITCHURCH & RETURN

**3 NIGHTS • CRUISING TIME PER
DAY 4HRS • TOTAL LOCKS 20 •
ROUTE TIME 11 HOURS**

Travel between our Wrenbury and Whitchurch Marinas and explore Whitchurch before you return (www.shropshiretourism.co.uk/whitchurch).

P3 N4 L8 H2

ELLESMERE & RETURN

**3 NIGHTS • CRUISING TIME PER
DAY 8½HRS • TOTAL LOCKS 20 •
ROUTE TIME 22 HOURS**

The run into Ellesmere is through an area of outstanding beauty, with a series of Ice-Age lakes known as 'meres' very close to the canal.

P3 N4 L8 H2

CHIRK & RETURN

**4 NIGHTS • CRUISING TIME
PER DAY 6HRS • TOTAL LOCKS 24 •
ROUTE TIME 30 HOURS**

Towards the Welsh border at Chirk, the country's fine hills come into view and the scenery becomes altogether more dramatic.

P3 N4 L8 H2

SALOON

During the day it is a sitting room, dining room and play area, complete with a TV (reception variable at canal level) DVD and CD/radio player - and at night some dinettes can be converted into a double bed.

STORAGE

You will find lockers and hanging space, we suggest that you bring soft foldable bags instead of hard suitcases.

THE GALLEY

Boating can give you a splendid appetite, so the galleys are fitted with a cooker and fridge.

TOILETS

Our boats come with very efficient and environmentally friendly, fresh water flushing toilets on all boats.

WATER

We provide double filtered drinking water on our boats. The 150 gallon tank will need to be topped up daily from waterpoints along the canal. (These are frequent and clearly marked.)

STERN TYPES



CRUISER



SEMI-TRADITIONAL

SHOWERS

Showers with hot water just like home.

BERTHS

All of our boats have comfortable beds. We provide freshly laundered duvets and bedding.

ENGINES

Reliable, quiet, smooth running diesel engines.

BEDDING & TOWELS

All bed linen is provided: sheets, pillows, pillow cases, pillow and mattress protectors, duvets and duvet covers. There is 1 medium towel per person and 1 hand towel per person on all boats.

FREE



(Subject to terms & conditions and network coverage)

|| THE WHOLE EXPERIENCE WAS AMAZING! GREAT FUN, A FULLY EQUIPPED BOAT - COULD NOT FAULT A THING. ||



GUIDE TO SYMBOLS

ALL OF OUR BOATS HAVE AT LEAST THE FOLLOWING EQUIPMENT PROVIDED FREE OF CHARGE:

- Central heating with radiators throughout the boat
- Fully equipped galley with a gas stove, grill and oven, refrigerator, sink and drainer, work surface and storage space
- Bedding
- Bathroom (2 full size bathrooms on our larger boats) with toilet, shower, hand basin and 240 volt shaver socket
- All boats have a TV (reception variable at canal level), CD and DVD players
- Quiet water-cooled engine
- Fresh water tank with double filter system for drinking water
- FREE WiFi (subject to terms & conditions and coverage)

STANDARD ITEMS AVAILABLE ON ALL BOATS:



ADDITIONAL ITEMS AVAILABLE ON SOME BOATS:



Bases	FriMon	Sat
Alvechurch		
Galley		

The chart next to each boat description indicates the bases and start days for which boats in the class are available.

The chart next to each boat description indicates the bases and start days for which boats in the class are available.



As part of our commitment to safety, all of our start bases have been independently audited by British Marine for the standard of boat handover and tuition.



All of our boats are inspected regularly and customer feedback is monitored to ensure our high quality standards are maintained.



All of our marinas are regularly inspected by the tourist boards for England, Scotland and Wales.

ELECTRICITY

All our boats have 12 volt electricity. The batteries charge whilst the engine is running to power items such as the fridge, TV, DVD, CD/ Radio, lights and a cigar lighter socket.

240 VOLT ELECTRICITY

This symbol indicates that the boat has an inverter that supplies 240v electricity to certain appliances on the boat. This is suitable for the electrical items supplied, but may damage your own equipment.

TOILETS

All of our boats are equipped with fresh water flush toilets which will, in most cases, last for a full week without need of pumping out (pump-outs are readily available at most boat yards for a small fee).

ELECTRIC TOILET

This symbol indicates the boat has the latest design of electrically operated macerator toilets, which are comparable to a domestic toilet in terms of size and appearance. Please note that

these are not suitable for the disposal of 'moist toilet wipes', quilted toilet paper or any other items which will block the system.

ALARMS

All our boats are equipped with carbon monoxide and smoke alarms.

COTS

If you are bringing your own travel cot, please check the website or call the marina. Space is obviously limited, and for health and safety reasons we can advise on suitable boats that they can be accommodated on.

COT SIDES

For toddlers and younger children, cot sides can be supplied to fit our bunks (where possible) - request when booking.

OPTIONAL BUNKS

Some classes of boat have an optional bunk bed, which provides greater layout flexibility. These

beds are operated by the boat yard who will either lock it away or set it up for use if you have requested it. There is a 10 stone weight limit for optional high level berths and they may not be used above a double bed.

BUOYANCY AIDS

There are buoyancy aids available free of charge for both children and adults at the marinas (compulsory for children under the age of 18 and non-swimmers). There are two adult buoyancy aids on board but any additional buoyancy aids should be requested on arrival. They do not need to be booked in advance and should be requested upon arrival at the marina so the correct size can be fitted.

TOWELS AND BEDDING

On all boats, a medium towel and a hand towel is provided for every member of the crew. Bedding is provided to suit the bed layout configuration requested.

INSIDE

OUR BOATS

All of our boats have been individually handmade in this country and have unique interiors with different styles.

For specific advice on boat layouts contact the marina



NB. Boats are individually handcrafted, so layouts may vary on different boats within each class from the diagram shown.

BOAT LAYOUTS

There are 2 different classes of boat, with a flexibility of design that allows a choice of berths to suit any group from 2 up to 12 people.

The majority of permanent cabins can be made up as either a double or two single berths - just tell us the layout you require and the boat will be set up in that configuration, with the appropriate bedding, for when you arrive. The symbols indicate its features (see key on page 42) and the box to the right of each boat shows the base and start days it operates.

FOR DETAILS OF BUNK DIMENSIONS
SEE WWW.ABCBOATHIRE.COM

Available for all boats...



SLEEPS UP TO 4

2+2 BERTH • LENGTH 42FT. CRUISER STERN

LAYOUT 1

One double berth and one dinette/double berth



LAYOUT 2

Two single berths and one dinette/double berth



VIKING NENE CLASS

Bases	Fri/Mon	Sat	Sat/Tues
Galley	✓		



SLEEPS UP TO 4

2+2 BERTH • LENGTH 49FT. CRUISER STERN

LAYOUT 1

One dinette double and two single berths



LAYOUT 2

Four single berths



LAYOUT 3

Two dinette singles and one double berth



LAYOUT 4

Two double berths



2+2 BERTH • LENGTH 49FT. CRUISER STERN

LAYOUT 1

One dinette/double berth and one double berth



LAYOUT 2

One dinette/double berth and two single berths



ALVECHURCH KESTREL CLASS

Bases	Fri/Mon	Sat
Galley	✓	



ALVECHURCH GREBE

Bases	Fri/Mon	Sat
Gayton	✓	
Springwood	✓	
Wrenbury		✓



ALVECHURCH SWIFT

Bases	Fri/Mon	Sat	Sat/Tue
Aldermaston	✓		
Alvechurch		✓	
Blackwater	✓		
Hilperton	✓		
Galley			✓
Springwood		✓	
Whitchurch	✓		



SWIFT ADDITIONAL FEATURES:

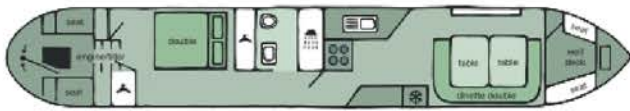
- LED lighting throughout
- TV in bedroom and saloon
- Large mirror in the bathroom
- Shower with bi-fold door
- 4 speaker radio/CD
- Extractor in the bathroom
- Front deck table
- Wider beds

SLEEPS UP TO 4

**2+2 BERTH • LENGTH 49FT.
SEMI-TRADITIONAL STERN**

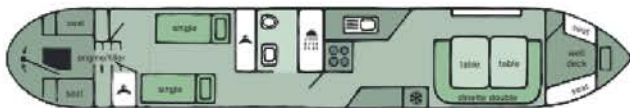
LAYOUT 1

One double berth and one dinette/double berth



LAYOUT 2

Two single berths and one dinette/double berth



"SERVICE IS SUPER AND EVERYBODY'S VERY FRIENDLY AND HELPFUL. THE BOATS ARE WELL EQUIPPED AND CLEAN. HAD A GREAT HOLIDAY. THANKS, AND HOPE TO SEE YOU AGAIN SOON."

ALVECHURCH WEAVER

Bases	Fri/Mon	Sat
Aldermaston	✓	



ALVECHURCH WREN

Bases	Fri/Mon	Sat
Alvechurch	✓	
Anderton	✓	
Blackwater	✓	
Falkirk	✓	✓
Galley		✓
Hilperton	✓	✓
Kings Orchard	✓	
March	✓	
Nantwich	✓	
Springwood	✓	✓
Whitchurch	✓	✓
Wrenbury	✓	✓
Worcester	✓	✓



WREN ADDITIONAL FEATURES:

- LED lighting throughout
- TV in bedroom and saloon
- Large mirror in the bathroom
- Shower with bi-fold door
- 4 speaker radio/CD
- Extractor in the bathroom
- Front deck table
- Wider beds

SLEEPS UP TO 5

2+3 BERTH · LENGTH 49FT. CRUISER STERN

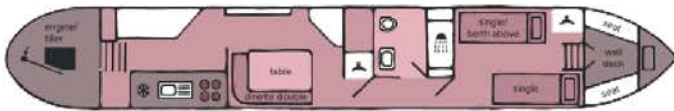
LAYOUT 1

One double berth in forward cabin



LAYOUT 2

Two low level single berths in forward cabin



There is a 10stone weight limit for optional high level berths and may not be used above a double bed.

4+1 BERTH · LENGTH 58FT. SEMI-TRADITIONAL STERN

LAYOUT 1

Two single berths, one double and one dinette/single berth



LAYOUT 2

Two double berths and one dinette/single berth



PLOVER ADDITIONAL FEATURES:

- LED lighting throughout
- TV in a bedroom and saloon
- Large mirror in the bathroom
- Shower with bi-fold door
- 4 speaker radio/CD
- Extractor in the bathroom
- Front deck table
- Wider beds

RED LINE FINCH

Bases	Fri/Mon	Sat
Goitre Wharf	✓	✓



ALVECHURCH BUNTING

Bases	Fri/Mon	Sat
Aldermaston		✓
Alvechurch	✓	
Anderton	✓	
Hilperton	✓	



Optional high level single berth is available to provide 5th berth in forward cabin.

ALVECHURCH HERON

Bases	Fri/Mon	Sat	Sat/Tues
Anderton		✓	
Hilperton		✓	
Whitchurch	✓		
Wrenbury	✓	✓	



ALVECHURCH PLOVER

Bases	Fri/Mon	Sat	Sat/Tues
Alvechurch	✓		
Blackwater		✓	
Gayton		✓	
Kings Orchard			✓
Whitchurch		✓	
Wrenbury		✓	



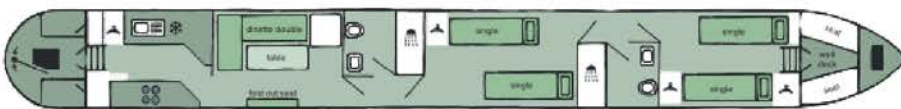
Stove only available on Heron class

SLEEPS UP TO 6

**4+2 BERTH · LENGTH 66FT.
SEMI-TRAD STERN**

LAYOUT 1

Four single berths and one dinette double



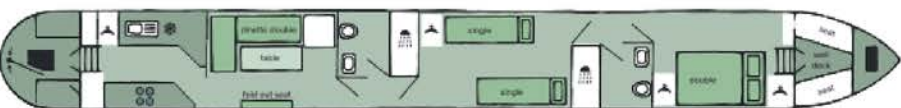
LAYOUT 2

Two single berths, one double berth and one dinette double



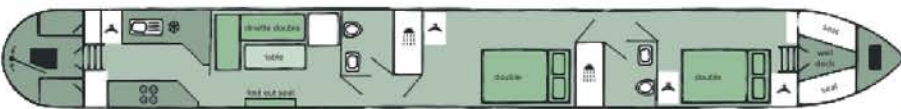
LAYOUT 3

Two single berths, one double berth and one dinette double



LAYOUT 4

Two double berths and one dinette double



PARTRIDGE

Bases	F/WMon	Set
Alvechurch	✓	
Nantwich		✓
Wrenbury	✓	



PARTRIDGE

ADDITIONAL FEATURES:

- LED lighting throughout
- TV in a bedroom and saloon
- Large mirror in the bathroom
- Shower with bi-fold door
- 4 speaker radio/CD
- Extractor in the bathroom
- Front deck table
- Wider beds



SLEEPS UP TO 6

4+2 BERTH • LENGTH 66FT. SEMI-TRADITIONAL STERN

LAYOUT 1

Two double berths and one dinette/double berth



LAYOUT 2

Two single berths, one double berth and one dinette/double berth



LAYOUT 3

One double berth, two single berths and one dinette/double berth



LAYOUT 4

Four single berths and one dinette/double berth



ALVECHURCH THRUSH

Bases	Fri/Mon	Sat	Sat/Tues
Aldermaston	✓		
Alvechurch		✓	
Anderton		✓	
Gayton	✓		
Hilperton	✓		



ALVECHURCH LARK

Bases	Fri/Mon	Sat	Sat/Tues
Aldermaston	✓	✓	
Alvechurch	✓	✓	
Anderton	✓		
Blackwater	✓		
Falkirk	✓	✓	
Gayton			✓
Hilperton	✓	✓	
Kings Orchard	✓		✓
Springwood	✓	✓	
Whitchurch	✓	✓	
Worcester		✓	
Wrenbury	✓	✓	



Please Note: The Alvechurch Lark at Falkirk is 63ft in length.

LARK ADDITIONAL FEATURES:

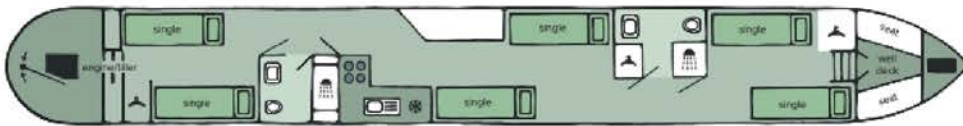
- LED lighting throughout
- TV in a bedroom and saloon
- Large mirror in the bathroom
- Shower with bi-fold door
- 4 speaker radio/CD
- Extractor in the bathroom
- Front deck table
- Wider beds

SLEEPS UP TO 6

4+2 BERTH · LENGTH 60FT. CRUISER STERN

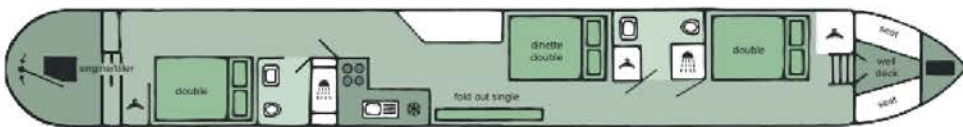
LAYOUT 1

Four single berths and one dinette/two single berths



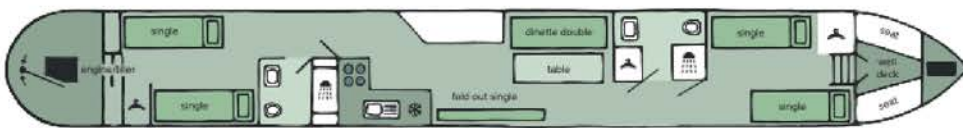
LAYOUT 2

Two double berths and one dinette/double berth



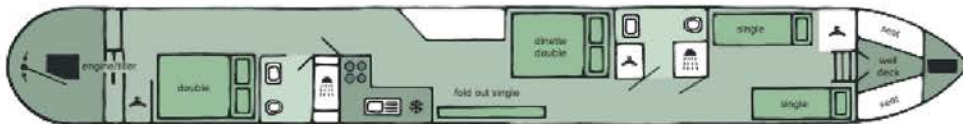
LAYOUT 3

Four single berths and one dinette/double berth



LAYOUT 4

One double berth, one dinette/double berth and two single berths



*Galley Ducks may not be configured as 6 singles. The middle cabin can only be a double or one single. The forward shower on the Galley Duck has a curtain not a glass screen.

ALVECHURCH DOVE

Bases	Fri/Mon	Sat	Sat/Tues
Aldermaston	✓		
Worcester		✓	



Ideal for two couples as a luxury boat with separate cabins and bathrooms and easy access to saloon and galley.

ALVECHURCH DUCK*

Bases	Fri/Mon	Sat	Sat/Tues
Galley	✓	✓	✓
March	✓		
Springwood	✓		
Whitchurch	✓		
Worcester	✓		



Ideal for two couples as a luxury boat with separate cabins and bathrooms and easy access to saloon and galley.

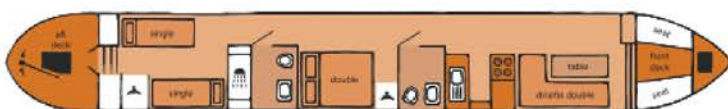
DUCK ADDITIONAL FEATURES:

- LED lighting throughout
- TV in a bedroom and saloon
- Large mirror in the bathroom
- Shower with bi-fold door
- 4 speaker radio/CD
- Extractor in the bathroom
- Front deck table
- Wider beds

4+2 BERTH · LENGTH 57FT. CRUISER STERN

LAYOUT 1

Two single berths, one double berth and one dinette/double berth



LAYOUT 2

Two double berths and one dinette/double berth



FALKIRK SPIRIT

Bases	Sat/Wed
Falkirk	✓



SLEEPS UP TO 6

4+2 BERTH • LENGTH 66FT.

CRUISER STERN • GULL

4+2 BERTH • LENGTH 66FT'.

CRUISER STERN • SANDPIPER

*Sandpiper at Falkirk is 63ft

LAYOUT 1

One dinette/double berth and two double berths



LAYOUT 2

One dinette/double berth and four single berths



LAYOUT 3

One dinette/double, one double berth and two single berths



LAYOUT 4

One dinette/double berth, two single berths and one double berth



ALVECHURCH GULL

Bases	Fri/Mon	Sat
Aldermaston		✓
Anderton	✓	
Galley	✓	
Gayton	✓	
Springwood	✓	



ALVECHURCH SANDPIPER

Bases	Fri/Mon	Sat	Sat/Tues
Alvechurch	✓	✓	
Falkirk	✓		
Gayton			✓
Hilperton	✓	✓	
Whitchurch		✓	
Wrenbury		✓	



SANDPIPER ADDITIONAL FEATURES:

- LED lighting throughout
- TV in a bedroom and saloon
- Large mirror in the bathroom
- Shower with bi-fold door
- 4 speaker radio/CD
- Extractor in the bathroom
- Front deck table
- Wider beds



SLEEPS UP TO 7

4+3 BERTH · LENGTH 66FT. CRUISER STERN

LAYOUT 1

One dinette/double berth and two double berths



There is a 10 stone weight limit for optional high level berths and may not be used above a double bed.

LAYOUT 2

One dinette/double berth and four single berths



LAYOUT 3

One dinette/double berth, two single berths and one double berth



LAYOUT 4

One dinette/double berth, one double berth and two single berths



ALVECHURCH EAGLE

Bases	Fri/Mon	Sat
Aldermaston	✓	
Blackwater	✓	
Whitchurch	✓	
Wrenbury	✓	



Two low level single berths or a double berth available in middle and forward cabins.

Optional high level single berth available to provide 7th berth in forward cabin.



SLEEPS UP TO 8

4+4 BERTH • LENGTH 56FT. CRUISER STERN

LAYOUT 1

Two double berths and one dinette/double berth



LAYOUT 2

Four single berths and one dinette/double berth



LAYOUT 3

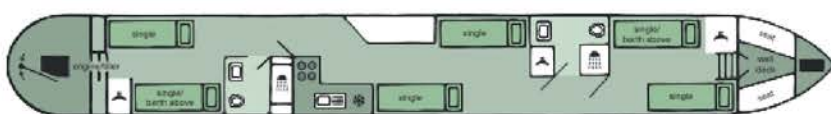
Six single berths



4+4 BERTH • LENGTH 60FT. CRUISER STERN

LAYOUT 1

Six single berths



LAYOUT 2

Two double berths and one dinette/double berth



LAYOUT 3

Four single berths and one dinette/double berth



RED SWALLOW

Bases	FriMon	Sat
Goytre Wharf	✓	✓

Two low level single berths or a double berth available in all cabins.

Optional high level single berths available to provide 7th and 8th berths in forward and rear cabins.

There is a 10stone weight limit for optional high level berths and may not be used above a double bed.

ALVECHURCH WOODPECKER

Bases	FriMon	Sat
Aldermaston	✓	✓
Wrenbury	✓	



Separate cabins and bathrooms and easy access to saloon and galley.

Two low level single berths or a double berth available in all cabins.

Optional high level single berths available to provide 7th and 8th berths in forward and rear cabins.

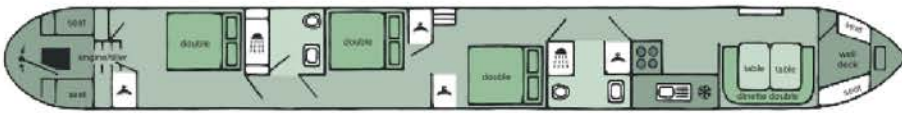
There is a 10stone weight limit for optional high level berths and may not be used above a double bed.

SLEEPS UP TO 8

**6+2 BERTH • LENGTH 69FT.
SEMI-TRADITIONAL STERN**

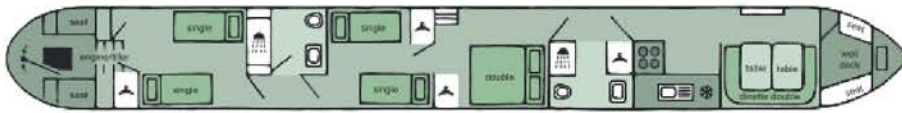
LAYOUT 1

Three doubles and one dinette/double berth



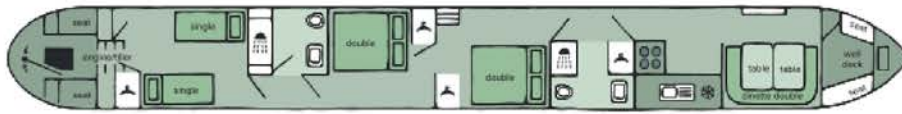
LAYOUT 2

Four single berths, one double berth and one dinette/double berth



LAYOUT 3

Two single berths, two double berths and one dinette/double berth



LAYOUT 4

Two double berths, two single berths and one dinette/double berth



*Galley Goose can be set up to accommodate 6 singles and the galley layout is U shaped allowing for a slightly larger saloon.

ALVECHURCH GOOSE*

Bases	Fri/Mon	Sat
Galley		✓
Hilpertown	✓	✓



ALVECHURCH WARBLER

Bases	Fri/Mon	Sat	Sat/ Tues
Aldermaston		✓	
Alvechurch	✓	✓	
Anderton	✓	✓	
Blackwater	✓		✓
Galley	✓	✓	
Gayton	✓		✓
Hilpertown	✓		
Kings Orchard	✓		
Nantwich	✓		
Springwood	✓		
Whitchurch	✓	✓	
Worcester	✓	✓	
Wrenbury	✓	✓	



WARBLER ADDITIONAL FEATURES:

- LED lighting throughout
- TV in a bedroom and saloon
- Large mirror in the bathroom
- Shower with bi-fold door
- 4 speaker radio/CD
- Extractor in the bathroom
- Front deck table
- Wider beds



|| THE STAFF WERE GREAT... I POPPED DOWN A MONTH BEFORE TO DISCUSS ROUTES. THEY WERE HAPPY TO GIVE THEIR TIME AND ADVICE. THANK YOU. ||

SLEEPS UP TO 8

**6+2 BERTH • LENGTH 63FT.
CRUISER STERN • MIST**

LAYOUT 1

One dinette/double berth, one double berth and 4 single bunks



LAYOUT 2

Four single bunks, two single berths and one dinette/double berth



FALKIRK MIST

Bases	Sat/Wed
Falkirk	✓



**6+2 BERTH • LENGTH 60FT.
CRUISER STERN**

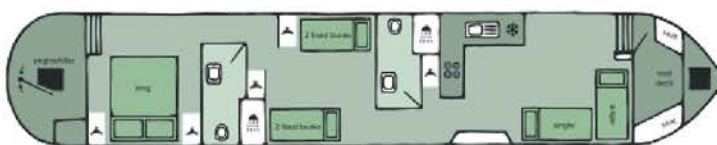
LAYOUT 1

One king size bed, four single bunks and one dinette/double berth



LAYOUT 2

One king size bed, four single bunks and one dinette/two single berths



LAYOUT 3

One king size bed, four single bunks and one dinette



ALVECHURCH SANDERLING

Bases	Fri/Mon
Falkirk	✓



WIDE BEAM BOAT



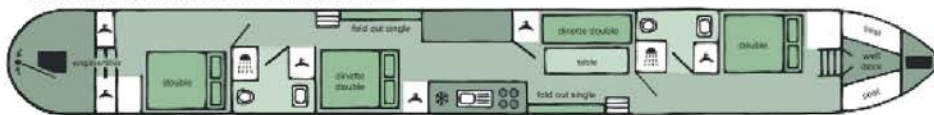
Please Note: The fuel consumption on this boat will be more than the suggested fuel deposits due to its size.

SLEEPS UP TO 10

6+4 BERTH • LENGTH 70FT. CRUISER STERN

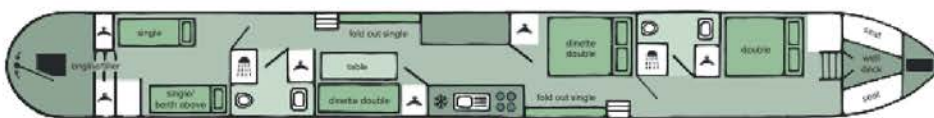
LAYOUT 1

Two double berths and two dinette/doubles



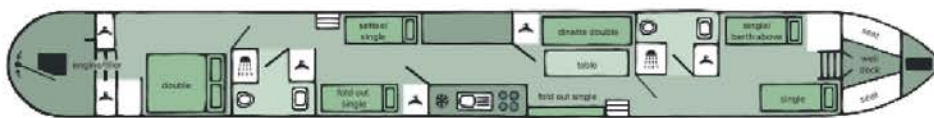
LAYOUT 2

Two single berths, one double berth, and two dinette/double berths



LAYOUT 3

One double berth, two single berths and one dinette/single berth and one dinette/double berth



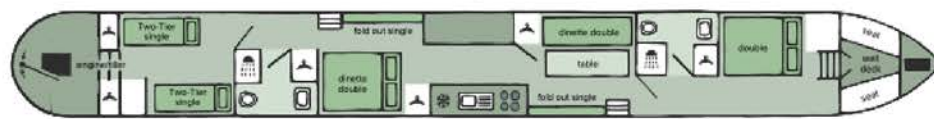
LAYOUT 4

Four single berths and two dinette/single berths



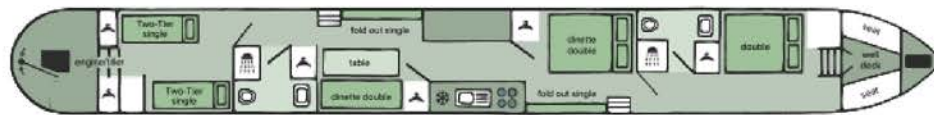
LAYOUT 1

One double berth and two dinette/doubles with 4 single berths



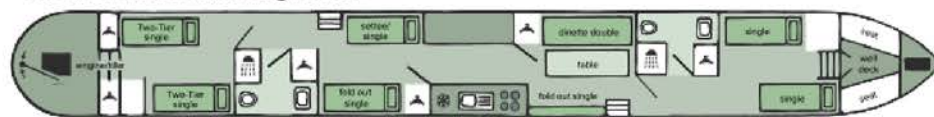
LAYOUT 2

One double berth and two dinette/doubles with 4 single berths



LAYOUT 3

One dinette/double with 8 single berths



LAYOUT 4

10 single berths



ALVECHURCH OWL

Bases	Fri/Mon	Sat
Blackwater	✓	
Gayton	✓	
Hilperton		✓
Whitchurch	✓	



Two low level single berths or a double berth available in all cabins.

Optional high level single berths available to provide 9th and 10th berths in forward and rear cabins.

There is a 10stone weight limit for optional high level berths and may not be used above a double bed.

ALVECHURCH WAGTAIL

Bases	Fri/Mon
Hilperton	✓
Whitchurch	✓
Worcester	✓
Springwood	✓



ALVECHURCH TERN

Bases	Fri/Mon
Aldermaston	✓
Anderton	✓
Wrenbury	✓



The Tern class has two fixed high level bunks in the rear cabin with the rest being low level berths throughout.

WAGTAIL/TERN ADDITIONAL FEATURES:

- LED lighting throughout
- TV in a bedroom and saloon
- Large mirror in the bathroom
- Shower with bi-fold door
- 4 speaker radio/CD
- Extractor in the bathroom
- Front deck table
- Wider beds

SLEEPS UP TO 12

**8+4 BERTH · LENGTH 70FT.
CRUISER STERN**

LAYOUT 1

Eight single bunks and two dinette/doubleberths



LAYOUT 2

Eight single bunks, one dinette/double berth and one dinette/two single berths



LAYOUT 3

Eight single bunks, one dinette/two single berths and one dinette/double berth



LAYOUT 4

Eight single bunks and two dinette/two single berths



ALVECHURCH SWAN

Bases	Fri/Mon
Aldermaston	✓
Alvechurch	✓
Anderton	✓
Gayton	✓
Hillerton	✓



YOUR QUESTIONS ANSWERED

ARRIVAL & DEPARTURE



We endeavour to have boats ready for collection by 2.30pm on the start day of your holiday. If for any reason you are unable to arrive on time, please contact the start base (telephone numbers can be found at the bottom of the relevant base page) so that special arrangements can be made well in advance of your holiday. A late arrival charge may apply and we may be unable to handover the boat until the following day. Your boat must be returned and vacated by 9.30am on the last day.

ENVIRONMENT



There is a voluntary environmental offset donation suggested at £5 per holiday (see page 60). We have an arrangement with the Canal & River Trust for you to offset your carbon footprint (see page 60). Recycling is available at all bases.

BEDDING



On all our boats, freshly laundered bedding is provided for the number of crew.

BIKES & PADDLEBOARDS



If you are planning to bring bikes or paddleboards on your holiday, please check with the marina as not all locations are able to offer this facility. Please be aware that the only place to store them is on the roof of your boat. You cannot place the bikes inside the boat at any time. Any cost of damage to the boat caused by carrying bikes is your responsibility. Please note you cannot take these to Goytre Wharf and March. Please remember that you need a licence for your paddleboard on the canal.

FISHING



Fishing is prohibited on British rivers between 15th March and 15th June. Fishing is allowed outside these dates and on canals at any time, but an Environment Agency rod licence is required available online or from any post office, with a 1-day, 8-day or annual licence to choose from. You may also need a valid permit or be prepared to purchase one from the controlling angling club or riparian owner when approached on any fishery that offers day permits. For reasons of hygiene, we regret that live bait may not be kept on the boat.

PERSONAL HOLIDAY INSURANCE



We recommend that you take out personal holiday insurance as we only insure the boat which does not cover you or your personal possessions.

CANCELLING A BOOKING



We would like to draw your attention to our cancellation procedure and strongly recommend that you take out your own cancellation insurance. Once your holiday is confirmed, the appropriate payment is required - even if you have to cancel. (See Terms and Conditions).

FUEL



The boat is ready fuelled for your holiday on arrival, but there is a fuel deposit payable with your holiday booking. This is £110 per week and £60 per short break as the cost of fuel is not included in the hire cost. When you return the boat to us the balance is refundable after deducting fuel used. However if you have used fuel in excess of the deposit you will be asked to pay the difference. We feel this is the fairest way possible as you only pay for what you use and there is an incentive to be more environmentally friendly.

BUOYANCY AIDS



There are buoyancy aids available free of charge for both children and adults at the marinas (compulsory for children under the age of 18 and non-swimmers). There are two adult buoyancy aids on board but any additional buoyancy aids should be requested on arrival. They do not need to be booked in advance and should be requested upon arrival at the marina so the correct size can be fitted.

TUITION



No previous experience is necessary, as our boats are extremely easy to handle and full tuition is given at the start of every holiday. Comprehensive cruising information is in a manual on the boat and details are sent out with the holiday documents to introduce you to the theory of locks and the 'rules of the road'. We provide our own 24hr emergency helpline.



|| WE HAD A BRILLIANT TRIP AND THE BOAT WAS WELL EQUIPPED AND MODERN. WE HOPE TO BOOK THIS BOAT AGAIN NEXT YEAR FOR A LONGER PERIOD! THANKS ABC. ||



TOWELS

On all boats, a medium sized towel and hand towel is provided for every member of the crew.



YOUNG CHILDREN

A narrowboat holiday is superb for families. Cot-sides can be provided for very small children on standard berths. Simply indicate this when booking. Cots: If you would like to bring a travel cot please see page 42.



LOOK BEFORE YOU BOOK

We welcome inspection of our boats before you book. Please phone the base before you arrive to ensure they are open and boats are available for viewing (telephone numbers can be found at the bottom of the relevant base page).



MAPS & GUIDES

A number of guides are available for planning your trip or locating sites of interest, pubs, shops and facilities along your route. The guides relevant to each route are indicated on the feature routes (pages 8-39) and detailed on page 68. These may be purchased online at www.abcwebchandler.com or purchased at the start of the holiday at the marina.



LICENCES & RESTRICTIONS

You do not need a driving licence for a narrowboat and the boat itself is licenced by us for CRT waterways. There are a few waterways outside their jurisdiction for which you will need to purchase an additional licence as you enter them, such as the Scottish Canals, Rivers Avon, Thames and Wey. Aldermaston boats have a Thames licence. Our start bases can provide details when you arrive to pick up your boat. The maximum number of people on board is restricted to the number of berths.



ELECTRICAL EQUIPMENT

All personal electrical equipment is used at your own risk. 240v supply is dependent on battery level, which is charged by running the engine 5-6 hours daily.



PETS

This really is a holiday the whole family can enjoy together. Pets (including working assistant dogs) travel for free, normally with a maximum of 2 pets per boat. We obviously request that the boat is returned in a clean and tidy condition, and we reserve the right to refuse pets or charge for any additional cleaning or repairs required as a result of pets being on board during your holiday. All pets must be entered onto the booking form.



PARKING

There is ample open air parking at our bases which is provided free of charge. We regret that we cannot accept responsibility for loss or damage to hirers' vehicles or possessions.